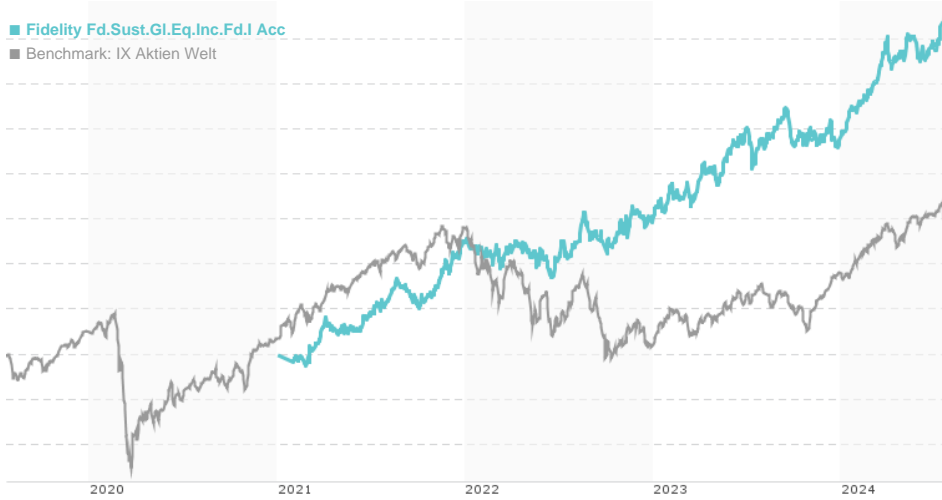


Fidelity Fd.Sust.Gl.Eq.Inc.Fd.I Acc / LU1627197772 / FF0011 / FIL IM (LU)

Last 07/23/2024 <sup>1</sup>	Region	Branch	Type of yield	Type
23.61 SEK	Worldwide	Mixed Sectors	reinvestment	Equity Fund



Risk key figures

SRI	1	2	3	4	5	6	7	
Mountain-View Funds Rating <sup>2</sup>							EDA <sup>3</sup>	74

Yearly Performance

2023	+14.14%
2022	+3.57%
2021	+25.00%

Master data		Conditions		Other figures	
-------------	--	------------	--	---------------	--

Fund type	Single fund	Issue surcharge	0.00%	Minimum investment	USD 10,000,000.00
Category	Equity	Planned administr. fee	0.00%	Savings plan	-
Sub category	Mixed Sectors	Deposit fees	0.35%	UCITS / OGAW	Yes
Fund domicile	Luxembourg	Redemption charge	0.00%	Performance fee	0.00%
Tranch volume	(07/23/2024) EUR 7,236.91 mill.	Ongoing charges	-	Redeployment fee	0.00%
Total volume	(06/28/2024) EUR 1,112.49 mill.	<b>Dividends</b>		<b>Investment company</b>	
Launch date	6/22/2017	FIL IM (LU) Kärntner Straße 9, Top 8, 1010, Wien Austria <a href="https://www.fidelity.at">https://www.fidelity.at</a>			
KESt report funds	No				
Business year start	01.05.				
Sustainability type	Ethics/ecology				
Fund manager	Aditya Shivram				

Performance	1M	6M	YTD	1Y	2Y	3Y	5Y	Since start
Performance	+4.19%	+13.62%	+18.88%	+20.46%	+43.96%	+56.36%	-	+75.67%
Performance p.a.	-	-	-	+20.46%	+20.01%	+16.05%	-	+17.20%
Sharpe ratio	7.21	3.02	3.98	1.92	1.60	1.17	-	1.29
Volatility	8.88%	8.44%	8.23%	8.76%	10.20%	10.55%	0.00%	10.50%
Worst month	-	-0.98%	-0.98%	-3.14%	-3.14%	-3.74%	0.00%	-3.74%
Best month	-	6.17%	6.17%	6.17%	6.17%	6.17%	0.00%	8.11%
Maximum loss	-1.31%	-4.18%	-4.18%	-5.76%	-6.84%	-6.84%	0.00%	-

Distribution permission

Austria, Germany, Switzerland

<sup>1</sup> Important note on update status: The displayed date refers exclusively to the calculation of the NAV.

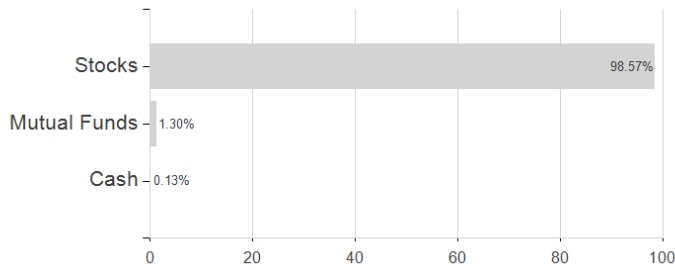
## Fidelity Fd.Sust.Gl.Eq.Inc.Fd.I Acc / LU1627197772 / FF0011 / FIL IM (LU)

2 The Mountain-View Data Fund Rating calculates a comparative ranking for funds using yield, volatility and trend data. For more information visit [MVD Funds Rating](#)

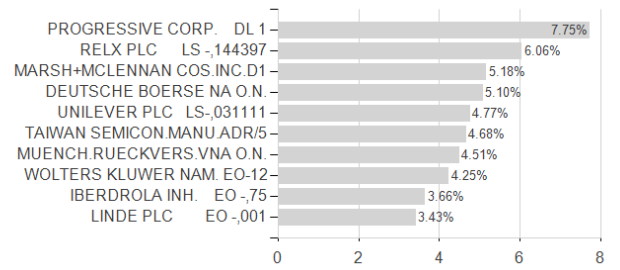
3 Displays the Ethical-Dynamical Ratio calculated according to standard criteria. The maximum value is 100. For more information visit [EDA](#)

### Assessment Structure

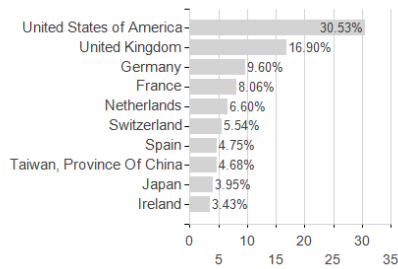
#### Assets



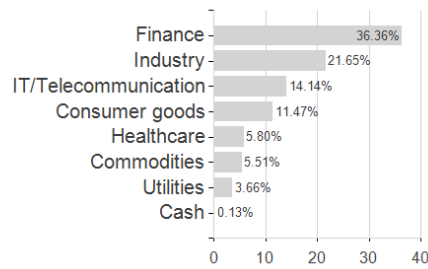
#### Largest positions



#### Countries



#### Branches



#### Currencies

