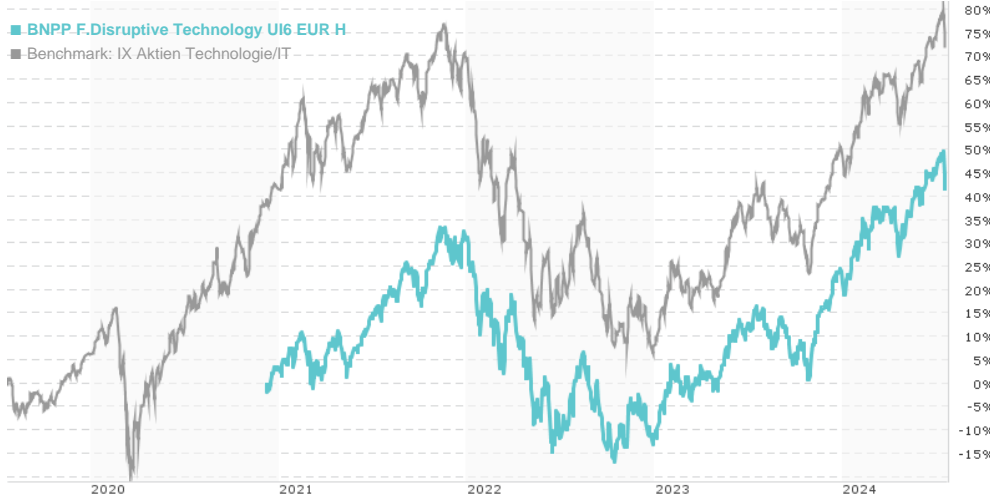


BNPP F.Disruptive Technology UI6 EUR H / LU2250351991 / A3EASH / BNP PARIBAS AM (LU)

Last 07/19/2024 ¹	Region	Branch	Type of yield	Type
142.32 EUR	Worldwide	Sector Technology	reinvestment	Equity Fund



Risk key figures

SRI	1	2	3	4	5	6	7
Mountain-View Funds Rating ²	EDA ³						79

Yearly Performance

2023	+39.50%
2022	-31.95%
2021	+26.20%

Master data		Conditions		Other figures	
Fund type	Single fund	Issue surcharge	3.00%	Minimum investment	EUR 3,000,000.00
Category	Equity	Planned administr. fee	0.00%	Savings plan	-
Sub category	Sector Technology	Deposit fees	0.00%	UCITS / OGAW	Yes
Fund domicile	Luxembourg	Redemption charge	0.00%	Performance fee	0.00%
Tranch volume	(07/19/2024) EUR 107.04 mill.	Ongoing charges	-	Redeployment fee	0.00%
Total volume	(07/19/2024) EUR 4,486.31 mill.	Dividends		Investment company	
Launch date	11/9/2020	BNP PARIBAS AM (LU)			
KESr report funds	No	10, rue Edward Steichen, 2540, Luxembourg			
Business year start	01.01.	Luxembourg			
Sustainability type	-	https://www.bnpparibas-am.com			
Fund manager	Pamela HEGARTY				

Performance	1M	6M	YTD	1Y	2Y	3Y	5Y	Since start
Performance	-2.08%	+11.78%	+14.31%	+22.04%	+50.16%	+25.08%	-	+41.92%
Performance p.a.	-	-	-	+21.97%	+22.51%	+7.74%	-	+10.17%
Sharpe ratio	-1.68	1.28	1.44	1.07	0.90	0.17	-	0.29
Volatility	15.58%	16.72%	16.73%	17.13%	21.04%	23.62%	0.00%	22.68%
Worst month	-	-4.64%	-4.64%	-6.59%	-11.25%	-12.06%	0.00%	-12.06%
Best month	-	7.19%	7.19%	13.16%	13.80%	13.80%	0.00%	13.80%
Maximum loss	-5.21%	-7.73%	-7.73%	-13.18%	-21.99%	-37.58%	0.00%	-

Distribution permission
Austria, Germany, Switzerland

¹ Important note on update status: The displayed date refers exclusively to the calculation of the NAV.
² The Mountain-View Data Fund Rating calculates a comparative ranking for funds using yield, volatility and trend data. For more information visit [MVD Funds Rating](#)

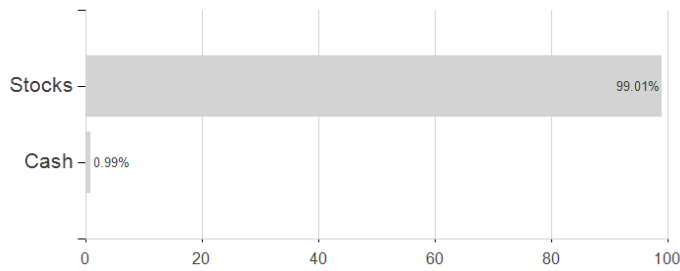
BNPP F.Disruptive Technology UI6 EUR H / LU2250351991 / A3EASH / BNP PARIBAS AM (LU)

Investment goal

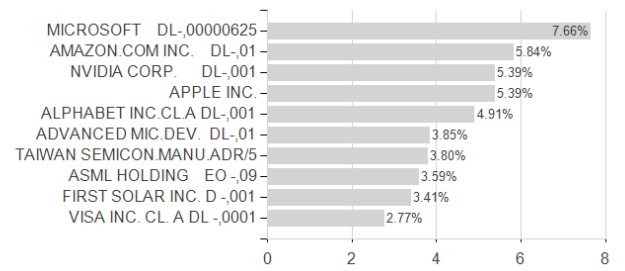
This compartment invests primarily in the shares of international companies involved in the technology sector. These may be companies involved in telecommunications, software, computer hardware and peripherals, Internet software and services, electronic services and equipment, IT consulting, semi-conductors, game equipment and technologies applied to and energy services and equipment. Management of this compartment follows a bottom-up approach that consists of selecting securities placing prime consideration on the characteristics specific to each security. The securities are selected based on the classification of securities in the international technology sector. The manager's role is to build a diversified portfolio based on shares presenting an attractive risk/yield ratio. This compartment may, as opportunity presents and on an ancillary basis, invest in other financial instruments.

Assessment Structure

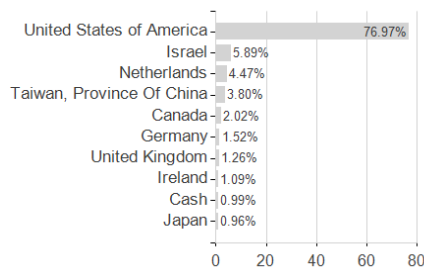
Assets



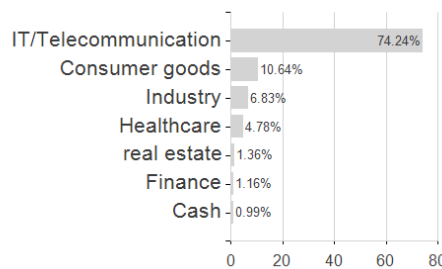
Largest positions



Countries



Branches



Currencies

