

GLS Bank Klimafonds T / DE000A3DEAJ9 / A3DEAJ / Universal-Investment

Last 10/01/2024 ¹	Region	Branch	Type of yield	Type
101.83 EUR	Worldwide	Mixed fund/flexible	reinvestment	Mixed Fund



Risk key figures

SRI	1	2	3	4	5	6	7	
Mountain-View Funds Rating ²							EDA ³	94

Yearly Performance

2023	+5.16%
------	--------

Master data		Conditions		Other figures	
Fund type	Single fund	Issue surcharge	5.00%	Minimum investment	EUR 200,000.00
Category	Mixed Fund	Planned administr. fee	0.00%	Savings plan	-
Sub category	Mixed fund/flexible	Deposit fees	0.10%	UCITS / OGAW	Yes
Fund domicile	Germany	Redemption charge	0.00%	Performance fee	0.00%
Tranch volume	(10/01/2024) EUR 34.74 mill.	Ongoing charges	-	Redeployment fee	0.00%
Total volume	(10/01/2024) EUR 345.08 mill.	Dividends		Investment company	
Launch date	6/1/2022			Universal-Investment	
KESt report funds	No			Theodor-Heuss-Allee 70, 60486, Frankfurt am Main	
Business year start	01.08.			Germany	
Sustainability type	Climate			https://www.universal-investment.com	
Fund manager	-				

Performance	1M	6M	YTD	1Y	2Y	3Y	5Y	Since start
Performance	+1.56%	+3.25%	+2.97%	+9.90%	+7.39%	-	-	+1.83%
Performance p.a.	-	-	-	+9.90%	+3.64%	-	-	+0.78%
Sharpe ratio	4.26	0.66	0.14	1.24	0.07	-	-	-0.42
Volatility	4.26%	5.11%	5.01%	5.34%	5.52%	0.00%	0.00%	6.01%
Worst month	-	-1.46%	-1.46%	-2.28%	-2.58%	-5.66%	0.00%	-5.66%
Best month	-	2.59%	4.13%	4.26%	4.26%	6.02%	0.00%	6.02%
Maximum loss	-0.73%	-2.38%	-2.38%	-2.54%	-7.79%	0.00%	0.00%	-

Distribution permission

Germany, Czech Republic

¹ Important note on update status: The displayed date refers exclusively to the calculation of the NAV.

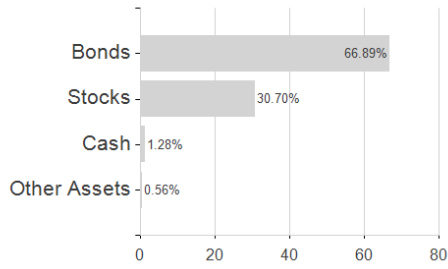
² The Mountain-View Data Fund Rating calculates a comparative ranking for funds using yield, volatility and trend data. For more information visit [MVD Funds Rating](#)

³ Displays the Ethical-Dynamical Ratio calculated according to standard criteria. The maximum value is 100. For more information visit [EDA](#)

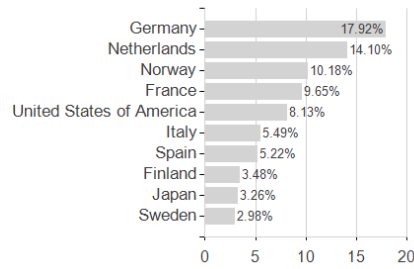
GLS Bank Klimafonds T / DE000A3DEAJ9 / A3DEAJ / Universal-Investment

Assessment Structure

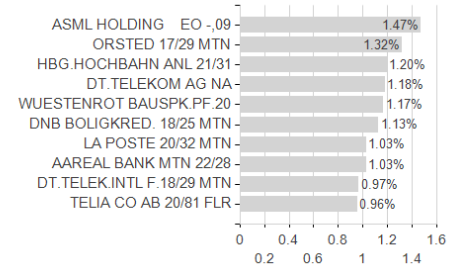
Assets



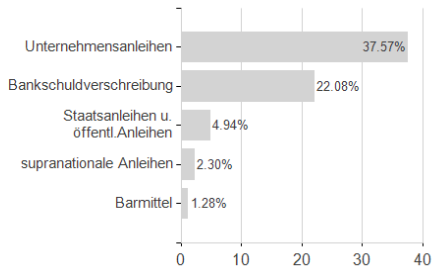
Countries



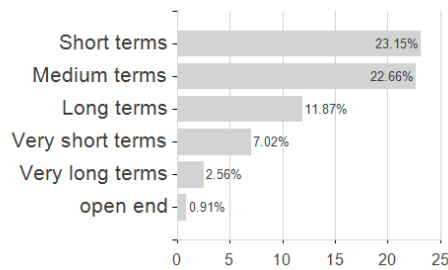
Largest positions



Issuer



Duration



Currencies

