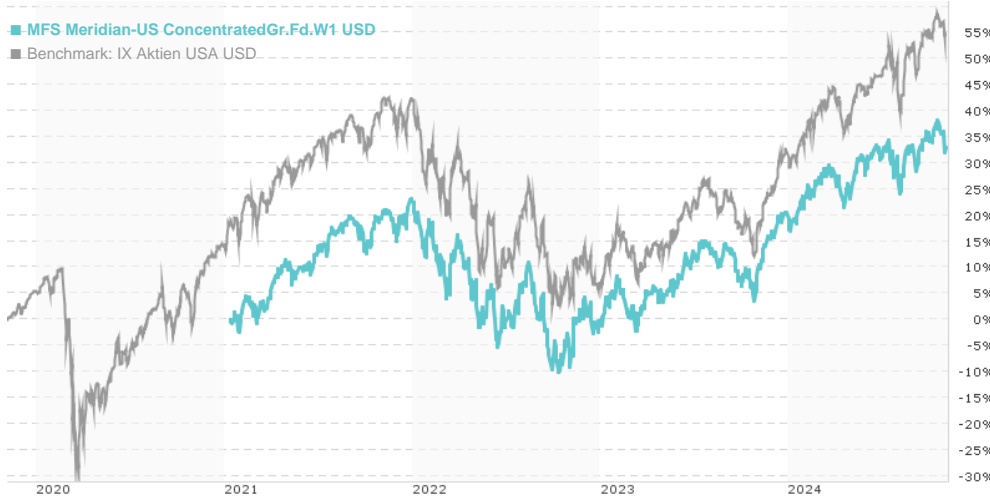


MFS Meridian-US ConcentratedGr.Fd.W1 USD / LU0458498135 / A0YCUE / MFS IM Co. (LU)

Last 11/04/2024 ¹	Country	Branch	Type of yield	Type
57.50 USD	United States of America	Mixed Sectors	reinvestment	Equity Fund



Risk key figures

SRI	1	2	3	4	5	6	7	
Mountain-View Funds Rating ²							EDA ³	72

Yearly Performance

2023	+21.60%
2022	-19.28%
2021	+22.88%

Master data		Conditions		Other figures	
Fund type	Single fund	Issue surcharge	0.00%	Minimum investment	UNT 0
Category	Equity	Planned administr. fee	0.00%	Savings plan	-
Sub category	Mixed Sectors	Deposit fees	0.00%	UCITS / OGAW	Yes
Fund domicile	Luxembourg	Redemption charge	0.00%	Performance fee	0.00%
Tranch volume	(11/04/2024) USD 24.60 mill.	Ongoing charges	-	Redeployment fee	0.00%
Total volume	(11/04/2024) USD 440.66 mill.	Dividends		Investment company	
Launch date	2/8/2010			MFS IM Co. (LU)	
KESt report funds	Yes			One Carter Lane, EC4V 5ER, London	
Business year start	01.02.			United Kingdom	
Sustainability type	-			https://www.mfs.com	
Fund manager	Jeffrey Constantino, Joseph Skorski, Andrew Boyd				

Performance	1M	6M	YTD	1Y	2Y	3Y	5Y	Since start
Performance	-1.42%	+5.22%	+10.28%	+21.00%	+43.00%	+10.56%	-	+33.01%
Performance p.a.	-	-	-	+21.07%	+19.55%	+3.40%	-	+7.77%
Sharpe ratio	-1.54	0.56	0.71	1.42	1.13	0.02	-	0.27
Volatility	12.09%	13.69%	13.08%	12.66%	14.54%	18.06%	0.00%	17.05%
Worst month	-	-2.76%	-4.34%	-4.34%	-5.22%	-10.51%	0.00%	-10.51%
Best month	-	4.31%	4.37%	9.88%	9.88%	9.88%	0.00%	9.88%
Maximum loss	-4.45%	-7.60%	-7.60%	-7.60%	-10.04%	-26.91%	0.00%	-

Distribution permission

Austria, Germany, Switzerland, Luxembourg

¹ Important note on update status: The displayed date refers exclusively to the calculation of the NAV.

² The Mountain-View Data Fund Rating calculates a comparative ranking for funds using yield, volatility and trend data. For more information visit [MVD Funds Rating](#)

³ Displays the Ethical-Dynamical Ratio calculated according to standard criteria. The maximum value is 100. For more information visit [EDA](#)

MFS Meridian-US ConcentratedGr.Fd.W1 USD / LU0458498135 / A0YCUE / MFS IM Co. (LU)

Investment strategy

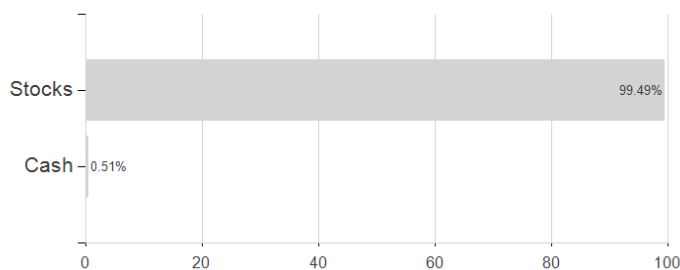
The fund's benchmarks, Russell 1000® Growth Net TR Index (USD) and Standard & Poor's 500 Net TR Stock Index (USD), have been designated for performance comparison only. Although the fund's investments will generally be represented in the benchmark, components are likely to be weighted differently from the benchmark and the fund is likely to invest outside of the benchmark to take advantage of attractive investment opportunities. The fund is actively managed within its objectives and the investment strategy will not restrict the extent to which portfolio holdings may deviate from the benchmark. It is expected that the fund's deviation from the benchmark will be significant.

Investment goal

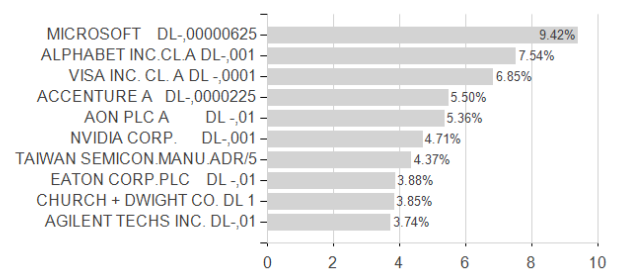
The fund's objective is capital appreciation, measured in U.S. dollars. The fund invests primarily (at least 70%) in U.S. equity securities. The fund may also invest in non-U.S. equity securities. The fund generally invests in 50 or fewer companies. The fund generally focuses its investments in larger companies and companies it believes to have above average earnings growth potential compared to other companies (growth companies). The fund will promote an environmental characteristic under Article 8 of Regulation (EU) 2019/2088 of 27 November 2019 on sustainability-related disclosures in the financial sector ("SFDR") (see the fund's Prospectus and website for more information). The Investment Manager may also consider environmental, social and governance (ESG) factors in its fundamental analysis alongside other factors. The fund may use derivatives for hedging and/or investment purposes but will not extensively or primarily use derivatives to achieve the fund's investment objective.

Assessment Structure

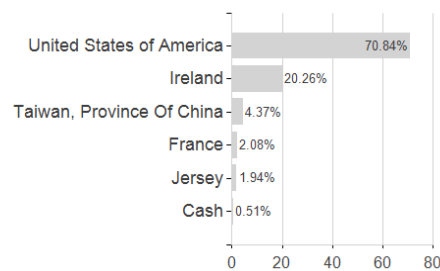
Assets



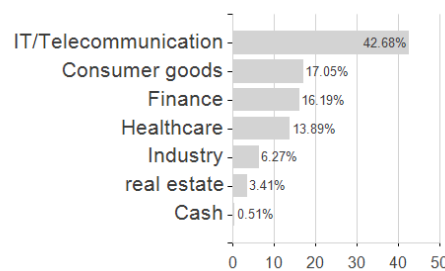
Largest positions



Countries



Branches



Currencies

