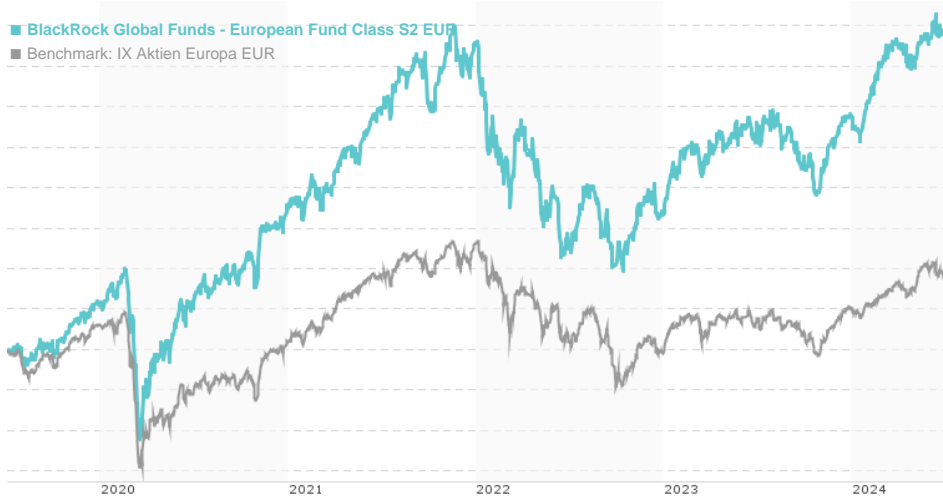


BlackRock Global Funds - European Fund Class S2 EUR / LU1722863302 / A2H8N0 / BlackRock (LU)

Last 07/04/2024 ¹	Region	Branch	Type of yield	Type
18.49 EUR	Europe	Mixed Sectors	reinvestment	Equity Fund



Risk key figures

SRI	1	2	3	4	5	6	7
Mountain-View Funds Rating ²							EDA ³
							78

Yearly Performance

2023	+18.73%
2022	-24.03%
2021	+30.12%
2020	+21.43%
2019	+33.37%

Master data		Conditions		Other figures	
Fund type	Single fund	Issue surcharge	0.00%	Minimum investment	USD 50,000,000.00
Category	Equity	Planned administr. fee	0.00%	Savings plan	-
Sub category	Mixed Sectors	Deposit fees	0.45%	UCITS / OGAW	Yes
Fund domicile	Luxembourg	Redemption charge	0.00%	Performance fee	0.00%
Tranch volume	-	Ongoing charges	-	Redeployment fee	0.00%
Total volume	(07/03/2024) EUR 1,496.96 mill.	Dividends		Investment company	
Launch date	11/29/2017	BlackRock (LU) 35a Avenue JF Kennedy, 1855, Luxembourg Luxembourg https://www.blackrock.com			
KESr report funds	Yes				
Business year start	01.09.				
Sustainability type	-				
Fund manager	Stefan Gries				

Performance	1M	6M	YTD	1Y	2Y	3Y	5Y	Since start
Performance	+1.37%	+16.22%	+13.51%	+15.71%	+42.45%	+12.33%	+76.94%	+86.58%
Performance p.a.	-	-	-	+15.66%	+19.32%	+3.95%	+12.08%	+9.92%
Sharpe ratio	1.09	2.65	2.07	0.92	1.01	0.01	0.42	0.34
Volatility	13.15%	11.85%	12.00%	12.99%	15.45%	18.59%	19.87%	18.28%
Worst month	-	-2.64%	-2.64%	-5.19%	-8.05%	-12.02%	-12.02%	-12.02%
Best month	-	5.96%	5.96%	8.52%	12.13%	12.13%	13.11%	13.11%
Maximum loss	-3.56%	-4.23%	-4.23%	-13.16%	-15.06%	-33.69%	-35.19%	-

Distribution permission

Austria, Germany, Switzerland

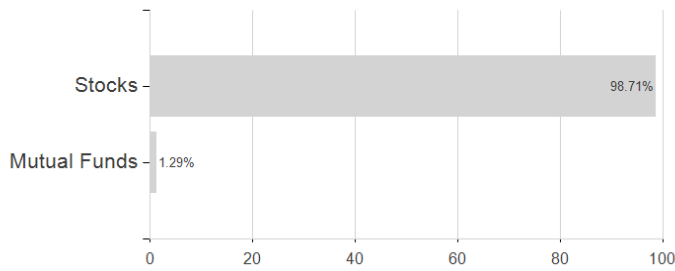
¹ Important note on update status: The displayed date refers exclusively to the calculation of the NAV.
² The Mountain-View Data Fund Rating calculates a comparative ranking for funds using yield, volatility and trend data. For more information visit [MVD Funds Rating](#)

BlackRock Global Funds - European Fund Class S2 EUR / LU1722863302 / A2H8N0 / BlackRock (LU)

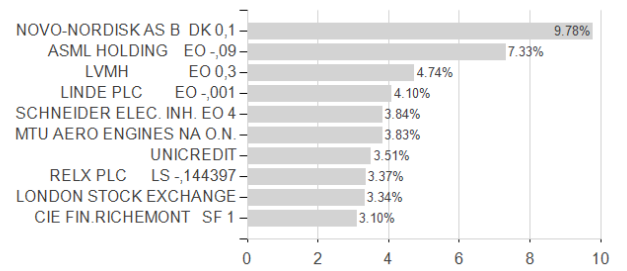
3 Displays the Ethical-Dynamical Ratio calculated according to standard criteria. The maximum value is 100. For more information visit [EDA](#)

Assessment Structure

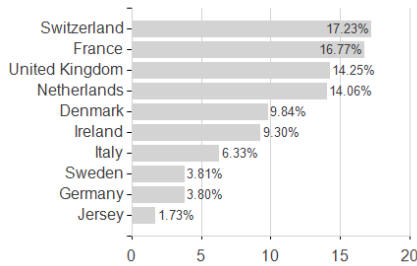
Assets



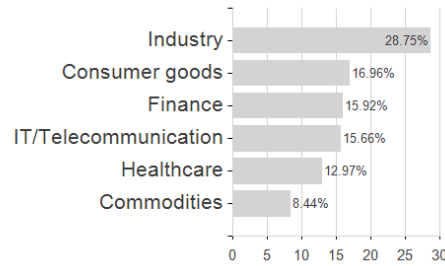
Largest positions



Countries



Branches



Currencies

