

BGF China Innovation Fund A2 CNH H / LU2359292799 / A3C2CF / BlackRock (LU)

Last 11/08/2024 ¹	Region	Branch	Type of yield	Type
109.12 CNH	Greater China	Mixed Sectors	reinvestment	Equity Fund



Risk key figures

SRI: 1 2 3 4 **5** 6 7

Mountain-View Funds Rating²: **EDA³**

76

Yearly Performance

2023: +10.43%

Master data		Conditions		Other figures	
Fund type	Single fund	Issue surcharge	5.00%	Minimum investment	USD 5,000.00
Category	Equity	Planned administr. fee	0.00%	Savings plan	-
Sub category	Mixed Sectors	Deposit fees	0.45%	UCITS / OGAW	Yes
Fund domicile	Luxembourg	Redemption charge	0.00%	Performance fee	0.00%
Tranch volume	-	Ongoing charges	-	Redeployment fee	0.00%
Total volume	(11/07/2024) USD 25.87 mill.	Dividends		Investment company	
Launch date	5/12/2022			BlackRock (LU)	
KESt report funds	No			35a Avenue JF Kennedy, 1855, Luxembourg	
Business year start	01.09.			Luxembourg	
Sustainability type	-			https://www.blackrock.com	
Fund manager	Tony Kim, Lucy Liu				

Performance	1M	6M	YTD	1Y	2Y	3Y	5Y	Since start
Performance	+0.32%	+5.98%	+10.46%	+20.32%	+23.92%	-	-	+9.12%
Performance p.a.	-	-	-	+20.26%	+11.30%	-	-	+3.56%
Sharpe ratio	0.04	0.42	0.45	0.87	0.42	-	-	0.02
Volatility	18.55%	21.95%	20.55%	19.79%	19.73%	0.00%	0.00%	20.81%
Worst month	-	-7.48%	-7.48%	-7.48%	-7.48%	-14.56%	0.00%	-14.56%
Best month	-	7.06%	7.31%	13.47%	13.47%	13.47%	0.00%	13.47%
Maximum loss	-4.79%	-20.40%	-20.40%	-20.40%	-20.40%	0.00%	0.00%	-

Distribution permission

Austria, Germany, Switzerland, Luxembourg, Czech Republic

¹ Important note on update status: The displayed date refers exclusively to the calculation of the NAV.

² The Mountain-View Data Fund Rating calculates a comparative ranking for funds using yield, volatility and trend data. For more information visit [MVD Funds Rating](#)

³ Displays the Ethical-Dynamical Ratio calculated according to standard criteria. The maximum value is 100. For more information visit [EDA](#)

BGF China Innovation Fund A2 CNH H / LU2359292799 / A3C2CF / BlackRock (LU)

Investment strategy

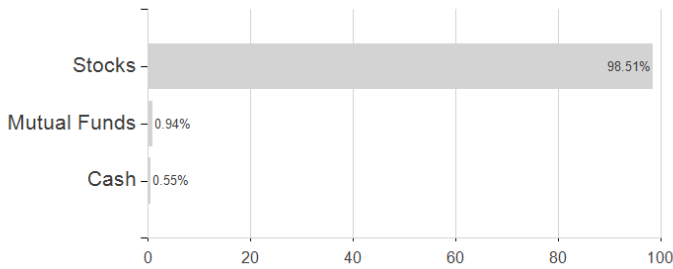
The Fund invests at least 70% of its total assets in the equity securities (i.e. shares) of companies domiciled in, or exercising the predominant part of their activity in, or from, Greater China and whose goods and services are contributing to Greater China's competitive advantage through technology innovation, with a focus on companies that generate revenues from innovative technologies such as artificial intelligence, computing, automation, robotics, technological analytics, e-commerce, payment systems, electric and autonomous vehicles, communications technology and generative design. Greater China refers to the People's Republic of China (PRC) and the Republic of China (Taiwan). The investment adviser (IA) may use financial derivative instruments (FDIs) (i.e. investments the prices of which are based on one or more underlying assets) for investment purposes in order to achieve the investment objective of the Fund, and/or to reduce risk within the Fund's portfolio, reduce investment costs and generate additional income. The Fund may, via FDIs, generate varying amounts of market leverage (i.e. where the Fund gains market exposure in excess of the value of its assets).

Investment goal

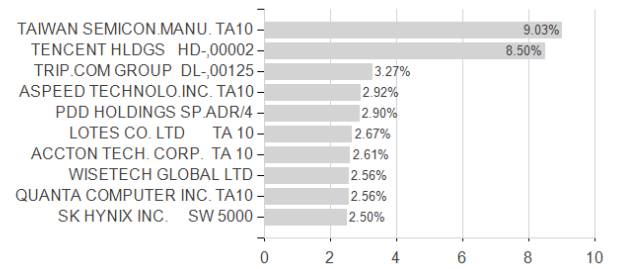
The Fund aims to provide long-term capital growth on the Fund's assets and invest in a manner consistent with the principles of environmental, social and governance (ESG) investing.

Assessment Structure

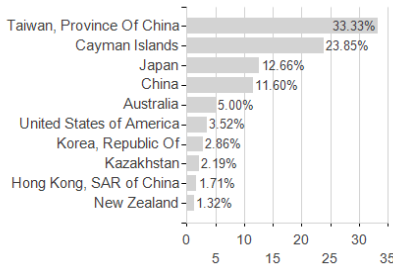
Assets



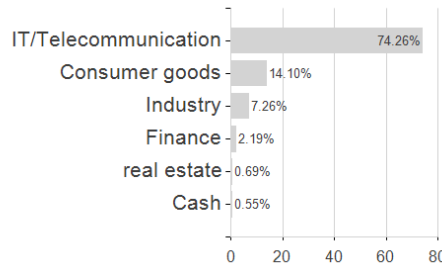
Largest positions



Countries



Branches



Currencies

