

F.Technology Fd.X EUR / LU2276907396 / A2QLTR / Franklin Templeton

| | | | | |
|------------------------------|-----------|-------------------|---------------|-------------|
| Last 07/25/2024 ¹ | Region | Branch | Type of yield | Type |
| 14.42 EUR | Worldwide | Sector Technology | reinvestment | Equity Fund |



Risk key figures

| | | | | | | | |
|---|------------------|---|---|---|---|---|---|
| SRI | 1 | 2 | 3 | 4 | 5 | 6 | 7 |
| Mountain-View Funds Rating ² | EDA ³ | | | | | | |
| | 78 | | | | | | |

Yearly Performance

| | |
|------|---------|
| 2023 | +50.54% |
| 2022 | -39.94% |
| 2021 | +38.70% |

| Master data | | Conditions | | Other figures | |
|---------------------|---|-----------------------------------|-------|---------------------------|--------------|
| Fund type | Single fund | Issue surcharge | 0.00% | Minimum investment | USD 1,000.00 |
| Category | Equity | Planned administr. fee | 0.00% | Savings plan | - |
| Sub category | Sector Technology | Deposit fees | 0.14% | UCITS / OGAW | Yes |
| Fund domicile | Luxembourg | Redemption charge | 0.00% | Performance fee | 0.00% |
| Tranch volume | - | Ongoing charges | - | Redeployment fee | 0.00% |
| Total volume | (06/28/2024) USD 11,509.25 mill. | Dividends | | Investment company | |
| Launch date | 1/6/2021 | Franklin Templeton | | | |
| KEST report funds | Yes | Schottenring 16, 2.OG, 1010, Wien | | | |
| Business year start | 01.07. | Austria | | | |
| Sustainability type | - | https://www.franklintempleton.at | | | |
| Fund manager | Jonathan T. Curtis, Dan H. Searle III, Matthew Cioppa | | | | |

| Performance | 1M | 6M | YTD | 1Y | 2Y | 3Y | 5Y | Since start |
|------------------|--------|--------|---------|---------|---------|---------|-------|-------------|
| Performance | -6.06% | +6.81% | +14.99% | +26.49% | +44.20% | +12.92% | - | +44.20% |
| Performance p.a. | - | - | - | +26.49% | +20.05% | +4.13% | - | +10.86% |
| Sharpe ratio | -2.28 | 0.49 | 1.17 | 1.15 | 0.69 | 0.02 | - | 0.26 |
| Volatility | 25.01% | 21.29% | 21.02% | 19.85% | 23.77% | 28.36% | 0.00% | 27.70% |
| Worst month | - | -7.21% | -7.21% | -7.21% | -10.33% | -12.12% | 0.00% | -12.12% |
| Best month | - | 9.98% | 9.98% | 11.50% | 17.31% | 17.31% | 0.00% | 17.31% |
| Maximum loss | -9.59% | -9.59% | -9.59% | -11.07% | -28.50% | -46.47% | 0.00% | - |

Distribution permission

Austria, Germany, Switzerland, Luxembourg

¹ Important note on update status: The displayed date refers exclusively to the calculation of the NAV.

² The Mountain-View Data Fund Rating calculates a comparative ranking for funds using yield, volatility and trend data. For more information visit [MVD Funds Rating](#)

DISCLAIMER: The information on this page are for informational purposes only and should neither an offer to sell nor a solicitation for the purchase of the security or recommendation in favor of the security to be understood. baha GmbH assumes no liability despite thorough searches for the accuracy of the data.

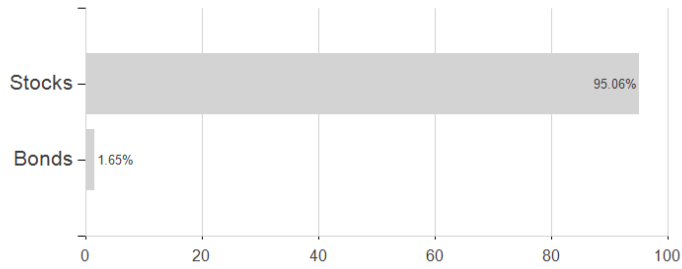
Funds data from: www.mountain-view.com. Fact Sheet created by: www.baha.com

F.Technology Fd.X EUR / LU2276907396 / A2QLTR / Franklin Templeton

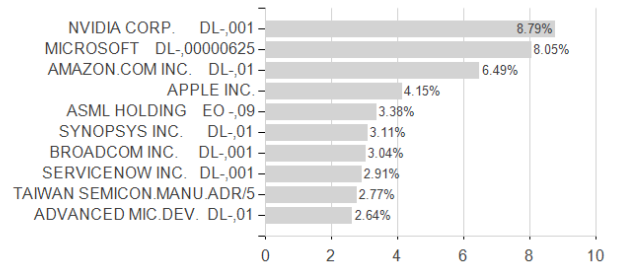
3 Displays the Ethical-Dynamical Ratio calculated according to standard criteria. The maximum value is 100. For more information visit [EDA](#)

Assessment Structure

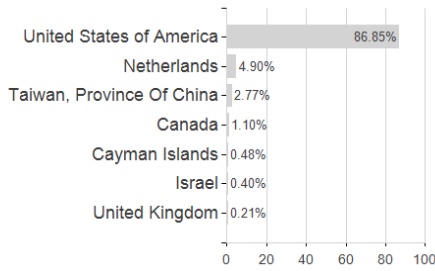
Assets



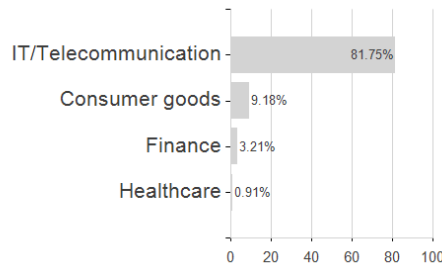
Largest positions



Countries



Branches



Currencies

