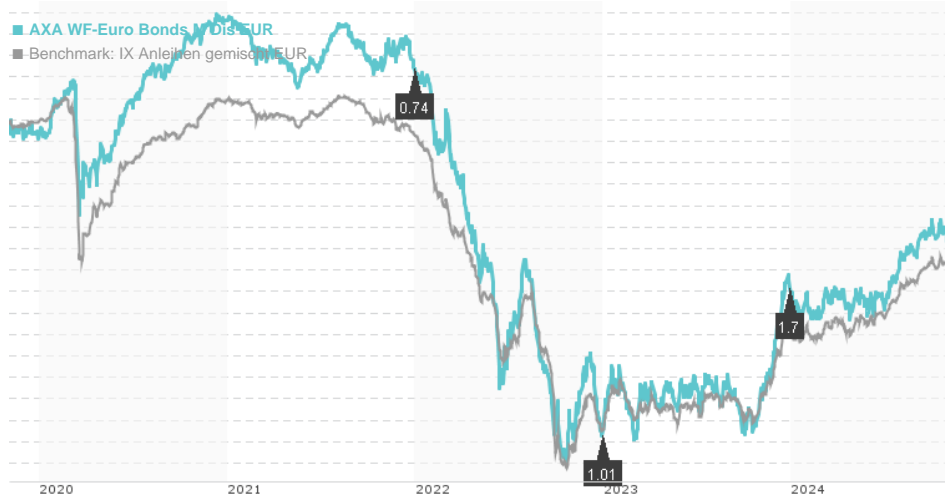


AXA WF-Euro Bonds M Dis EUR / LU0965101875 / A2JBSM / AXA Fds. Management

Last 10/31/2024 ¹	Region	Branch	Type of yield	Type
95.35 EUR	Worldwide	Bonds: Mixed	paying dividend	Fixed-Income Fund



Risk key figures

SRI	1	2	3	4	5	6	7
Mountain-View Funds Rating ²	EDA ³						
	87						

Yearly Performance

2023	+8.08%
2022	-16.71%
2021	-2.18%
2020	+5.57%
2019	+6.99%

Master data		Conditions		Other figures	
Fund type	Single fund	Issue surcharge	0.00%	Minimum investment	EUR 10,000,000.00
Category	Bonds	Planned administr. fee	0.00%	Savings plan	-
Sub category	Bonds: Mixed	Deposit fees	0.00%	UCITS / OGAW	Yes
Fund domicile	Luxembourg	Redemption charge	0.00%	Performance fee	0.00%
Tranch volume	-	Ongoing charges	-	Redeployment fee	0.00%
Total volume	(10/31/2024) EUR 513.82 mill.	Dividends		Investment company	
Launch date	1/11/2018	29.12.2023	1.70 EUR	AXA Fds. Management	
KESt report funds	Yes	30.12.2022	1.01 EUR	49, Avenue J.F. Kennedy, 1855, Luxembourg	
Business year start	01.01.	30.12.2021	0.74 EUR	Luxembourg	
Sustainability type	-	30.12.2020	0.75 EUR	www.axa-im.com	
Fund manager	Johann Ple, Rui Li	30.12.2019	0.85 EUR		

Performance	1M	6M	YTD	1Y	2Y	3Y	5Y	Since start
Performance	-0.62%	+3.62%	+2.39%	+9.29%	+10.11%	-8.08%	-5.88%	+1.17%
Performance p.a.	-	-	-	+9.26%	+4.93%	-2.77%	-1.20%	+0.17%
Sharpe ratio	-2.55	1.13	-0.04	1.43	0.35	-0.98	-0.83	-0.63
Volatility	3.94%	3.75%	4.00%	4.37%	5.44%	5.92%	5.11%	4.59%
Worst month	-	-1.16%	-1.16%	-1.16%	-3.25%	-4.47%	-4.47%	-4.47%
Best month	-	2.12%	3.43%	3.43%	3.43%	4.10%	4.10%	4.10%
Maximum loss	-1.10%	-1.34%	-1.65%	-2.29%	-4.56%	-19.02%	-19.82%	-

Distribution permission

Austria, Germany, Switzerland, Luxembourg, Czech Republic

1 Important note on update status: The displayed date refers exclusively to the calculation of the NAV.
 2 The Mountain-View Data Fund Rating calculates a comparative ranking for funds using yield, volatility and trend data. For more information visit [MVD Funds Rating](#)
 3 Displays the Ethical-Dynamical Ratio calculated according to standard criteria. The maximum value is 100. For more information visit [EDA](#)

AXA WF-Euro Bonds M Dis EUR / LU0965101875 / A2JBSM / AXA Fds. Management

Investment strategy

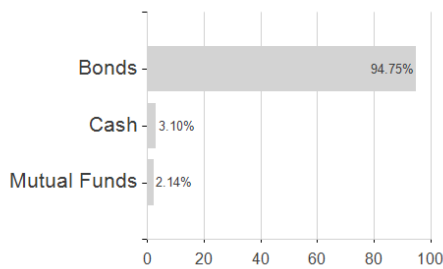
The Sub-Fund is actively managed in reference to the FTSE EMEA Euro Broad Investment Grade Bonds benchmark index (the "Benchmark") in order to capture opportunities in the Euro corporate and government bonds market. The Sub-Fund invests at minimum one third of its net assets in the components of the Benchmark. Depending on its investment convictions and after comprehensive macroeconomic and microeconomic analysis of the market, the Investment Manager can take more active positioning in terms of duration (duration measures in numbers of years, the portfolio's sensitivity to interest rate variations), geographical allocation and/or sector or issuer selection compared to the Benchmark. Thus, the deviation from the Benchmark is expected to be significant. However, in certain market conditions (high credit market volatility, turmoil...), the Sub-Fund's positioning on the above indicators may be close to the Benchmark.

Investment goal

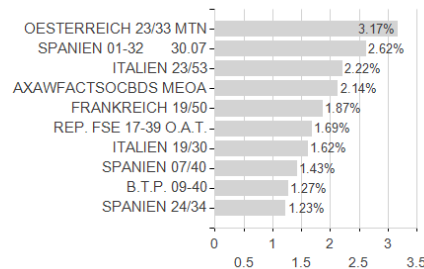
The Sub-Fund seeks to achieve a mix of income and capital growth by investing in investment grade corporate and government debt securities in Euros, over a medium term period.

Assessment Structure

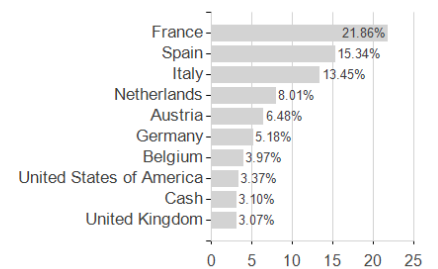
Assets



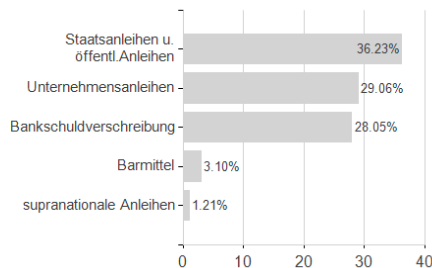
Largest positions



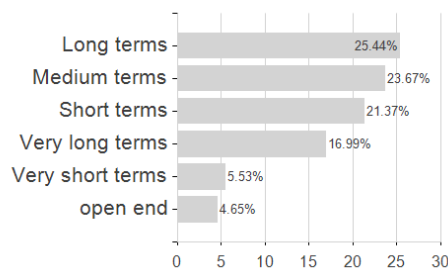
Countries



Issuer



Duration



Currencies

