

**AB SICAV I Global Real Est.S.Pf.AD NZD H / LU0965506008 / A3CP6C / AllianceBernstein LU**

Last 05/23/2024 <sup>1</sup>	Region	Branch	Type of yield	Type
9.41 NZD	Worldwide	Real Estate Fund/Equity	paying dividend	Real Estate Investment Fund



**Risk key figures**

SRI 1 2 3 4 5 6 7

Mountain-View Funds Rating<sup>2</sup> EDA<sup>3</sup>



**Yearly Performance**

2023	+8.79%
2022	-29.13%
2021	+23.71%
2020	-15.32%
2019	+14.62%

Master data		Conditions		Other figures	
Fund type	Single fund	Issue surcharge	5.00%	Minimum investment	NZD 3,000.00
Category	Real Estate	Planned administr. fee	0.00%	Savings plan	-
Sub category	Real Estate Fund/Equity	Deposit fees	0.50%	UCITS / OGAW	Yes
Fund domicile	Luxembourg	Redemption charge	0.00%	Performance fee	0.00%
Tranch volume	(05/23/2024) USD 0.514 mill.	Ongoing charges	-	Redeployment fee	0.00%
Total volume	(05/23/2024) USD 26.92 mill.	Dividends		Investment company	
Launch date	9/19/2013	30.04.2024	0.04 NZD	AllianceBernstein LU 2-4, rue Eugene Ruppert, 2453, Luxembourg Luxembourg <a href="https://www.alliancebernstein.com">https://www.alliancebernstein.com</a>	
KESt report funds	No	28.03.2024	0.04 NZD		
Business year start	01.06.	29.02.2024	0.04 NZD		
Sustainability type	-	31.01.2024	0.04 NZD		
Fund manager	Eric J. Franco, Cem Inal, Philippos Philippides	29.12.2023	0.04 NZD		

Performance	1M	6M	YTD	1Y	2Y	3Y	5Y	Since start
Performance	+0.85%	+3.90%	-5.58%	+2.93%	-12.11%	-18.89%	-21.71%	-25.05%
Performance p.a.	-	-	-	+2.92%	-6.24%	-6.74%	-4.77%	-2.66%
Sharpe ratio	0.48	0.28	-1.17	-0.05	-0.54	-0.60	-0.39	-0.39
Volatility	14.68%	15.43%	15.01%	16.28%	18.63%	17.67%	21.89%	16.79%
Worst month	-	-6.56%	-6.56%	-6.56%	-13.74%	-13.74%	-24.60%	-24.60%
Best month	-	10.09%	8.88%	10.09%	10.09%	10.09%	11.02%	11.02%
Maximum loss	-3.68%	-9.40%	-8.77%	-16.87%	-26.39%	-37.10%	-44.13%	-

**Distribution permission**

Austria, Germany, Switzerland, Luxembourg

<sup>1</sup> Important note on update status: The displayed date refers exclusively to the calculation of the NAV.

<sup>2</sup> The Mountain-View Data Fund Rating calculates a comparative ranking for funds using yield, volatility and trend data. For more information visit [MVD Funds Rating](#)

<sup>3</sup> Displays the Ethical-Dynamical Ratio calculated according to standard criteria. The maximum value is 100. For more information visit [EDA](#)

## AB SICAV I Global Real Est.S.Pf.AD NZD H / LU0965506008 / A3CP6C / AllianceBernstein LU

### Investment strategy

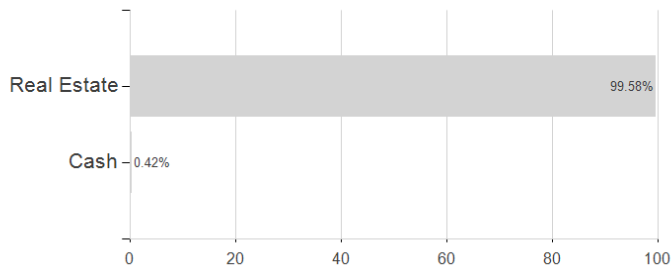
The Investment Manager seeks to select securities that it believes are undervalued and generate cash flow growth. The Portfolio may be exposed to any currency. The Portfolio uses derivatives for hedging (reducing risks) and efficient portfolio management

### Investment goal

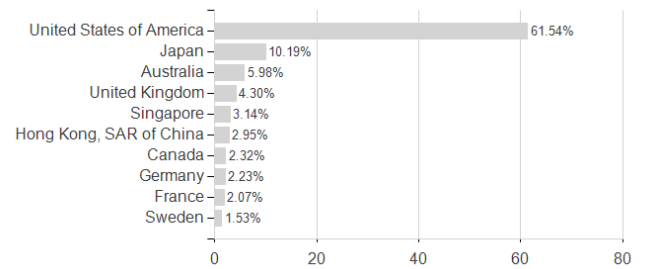
The Portfolio seeks to increase the value of your investment over time through a combination of income and capital growth (total return). Under normal market conditions, the Portfolio typically invests at least 80%, and not less than two thirds, of its assets in equity securities of real estate investment trusts (REITs), mortgage REITs and other real estate operating companies anywhere in the world, including emerging market countries.

### Assessment Structure

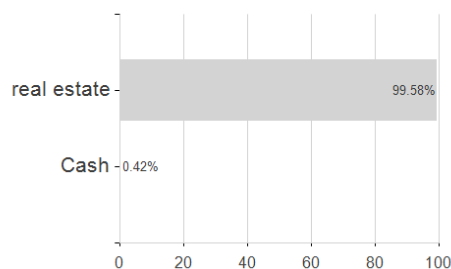
#### Assets



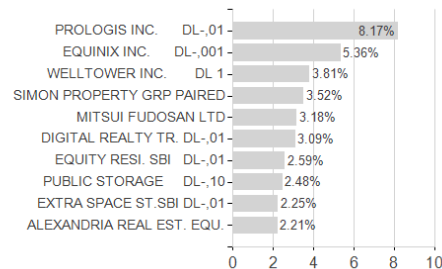
#### Countries



#### Branches



#### Largest positions



#### Currencies

