

AB SICAV I Global Real Est.S.Pf.C USD / LU0497119726 / A12C2A / AllianceBernstein LU

Last 11/07/2024 ¹	Region	Branch	Type of yield	Type
21.39 USD	Worldwide	Real Estate Fund/Equity	reinvestment	Real Estate Investment Fund



Risk key figures

SRI	1	2	3	4	5	6	7
-----	---	---	---	---	---	---	---

Mountain-View Funds Rating ²	EDA ³
▲▲▲▲▲▲	-

Yearly Performance

2023	+9.89%
2022	-27.18%
2021	+23.49%
2020	-7.20%
2019	+20.76%

Master data		Conditions		Other figures	
Fund type	Single fund	Issue surcharge	1.00%	Minimum investment	USD 2,000.00
Category	Real Estate	Planned administr. fee	0.00%	Savings plan	-
Sub category	Real Estate Fund/Equity	Deposit fees	0.50%	UCITS / OGAW	Yes
Fund domicile	Luxembourg	Redemption charge	0.00%	Performance fee	0.00%
Tranch volume	(11/07/2024) USD 0.364 mill.	Ongoing charges	-	Redeployment fee	0.00%
Total volume	(11/07/2024) USD 30.44 mill.	Dividends		Investment company	
Launch date	12/10/2012			AllianceBernstein LU	
KESt report funds	No			2-4, rue Eugene Ruppert, 2453, Luxembourg	
Business year start	01.06.			Luxembourg	
Sustainability type	-			https://www.alliancebernstein.com	
Fund manager	Inal Cem, Philippides Philippos				

Performance	1M	6M	YTD	1Y	2Y	3Y	5Y	Since start
Performance	-1.56%	+10.83%	+6.37%	+23.00%	+22.23%	-13.12%	-1.34%	+42.60%
Performance p.a.	-	-	-	+22.93%	+10.54%	-4.58%	-0.27%	+3.02%
Sharpe ratio	-1.44	1.51	0.32	1.34	0.46	-0.43	-0.15	0.00
Volatility	13.92%	13.00%	13.88%	14.91%	16.26%	17.70%	21.82%	16.27%
Worst month	-	-4.95%	-6.47%	-6.47%	-6.47%	-13.27%	-22.24%	-22.24%
Best month	-	6.82%	9.06%	10.35%	10.35%	10.35%	11.78%	11.78%
Maximum loss	-4.47%	-5.99%	-8.69%	-9.32%	-20.63%	-35.14%	-42.72%	-

Distribution permission

Austria, Germany, Switzerland, Luxembourg, Czech Republic

¹ Important note on update status: The displayed date refers exclusively to the calculation of the NAV.
² The Mountain-View Data Fund Rating calculates a comparative ranking for funds using yield, volatility and trend data. For more information visit [MVD Funds Rating](#)
³ Displays the Ethical-Dynamical Ratio calculated according to standard criteria. The maximum value is 100. For more information visit [EDA](#)

AB SICAV I Global Real Est.S.Pf.C USD / LU0497119726 / A12C2A / AllianceBernstein LU

Investment strategy

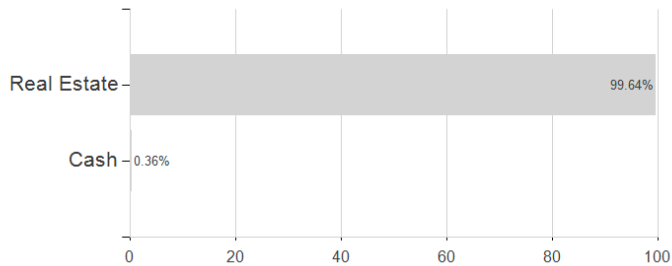
Under normal market conditions, the Portfolio typically invests at least 80%, and not less than two thirds, of its assets in equity securities of real estate investment trusts (REITs), mortgage REITs and other real estate operating companies anywhere in the world, including emerging market countries. The Investment Manager seeks to select securities that it believes are undervalued and generate cash flow growth.

Investment goal

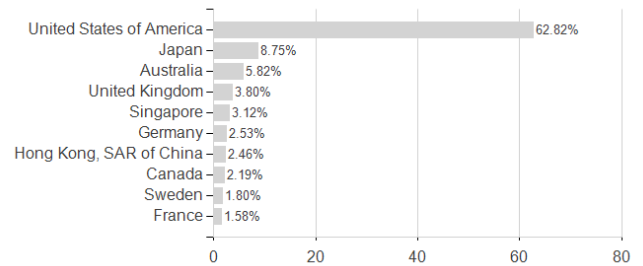
The Portfolio seeks to increase the value of your investment over time through a combination of income and capital growth (total return).

Assessment Structure

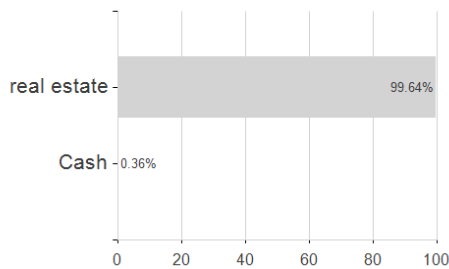
Assets



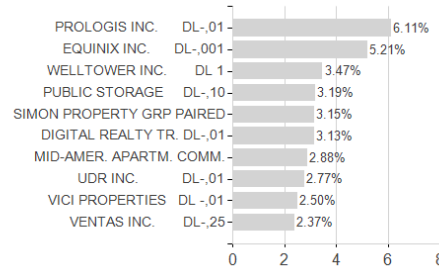
Countries



Branches



Largest positions



Currencies

