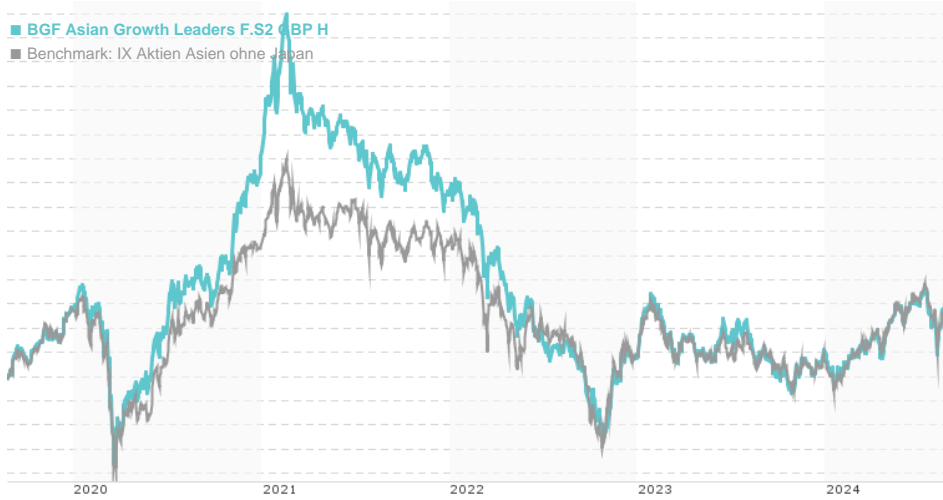


**BGF Asian Growth Leaders F.S2 GBP H / LU1992157955 / A2PKLZ / BlackRock (LU)**

Last 08/23/2024 <sup>1</sup>	Region	Branch	Type of yield	Type
11.29 GBP	Asia (excl. Japan)	Mixed Sectors	reinvestment	Equity Fund



**Risk key figures**

SRI	1	2	3	4	5	6	7
Mountain-View Funds Rating <sup>2</sup>	EDA <sup>3</sup>						
	72						

**Yearly Performance**

2023	+1.55%
2022	-25.18%
2021	-5.21%
2020	+28.35%

Master data		Conditions		Other figures	
Fund type	Single fund	Issue surcharge	0.00%	Minimum investment	USD 50,000,000.00
Category	Equity	Planned administr. fee	0.00%	Savings plan	-
Sub category	Mixed Sectors	Deposit fees	0.45%	UCITS / OGAW	Yes
Fund domicile	Luxembourg	Redemption charge	0.00%	Performance fee	0.00%
Tranch volume	-	Ongoing charges	-	Redeployment fee	0.00%
Total volume	(08/22/2024) USD 480.13 mill.	<b>Dividends</b>		<b>Investment company</b>	
Launch date	5/29/2019	BlackRock (LU)			
KESt report funds	Yes	35a Avenue JF Kennedy, 1855, Luxembourg			
Business year start	01.09.	Luxembourg			
Sustainability type	-	https://www.blackrock.com			
Fund manager	Stephen Andrews, Emily Dong				

Performance	1M	6M	YTD	1Y	2Y	3Y	5Y	Since start
Performance	+0.27%	+7.63%	+7.52%	+9.72%	+8.25%	-18.66%	+13.01%	+12.90%
Performance p.a.	-	-	-	+9.69%	+4.04%	-6.65%	+2.47%	+2.34%
Sharpe ratio	-0.01	0.77	0.53	0.40	0.03	-0.60	-0.06	-0.06
Volatility	24.46%	15.96%	15.78%	15.41%	16.52%	16.90%	18.97%	18.81%
Worst month	-	-2.96%	-5.43%	-6.39%	-11.34%	-11.34%	-13.20%	-13.20%
Best month	-	4.43%	4.43%	5.59%	16.87%	16.87%	16.87%	16.87%
Maximum loss	-7.64%	-11.86%	-11.86%	-11.86%	-17.65%	-40.34%	-49.54%	-

**Distribution permission**

Austria, Germany, Switzerland, Luxembourg, Czech Republic

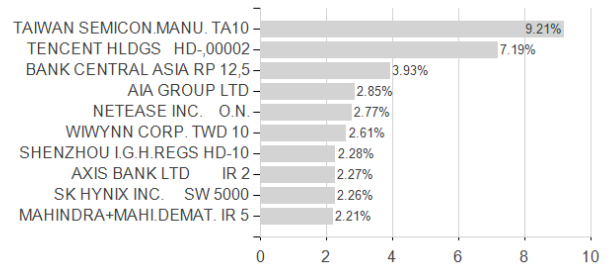
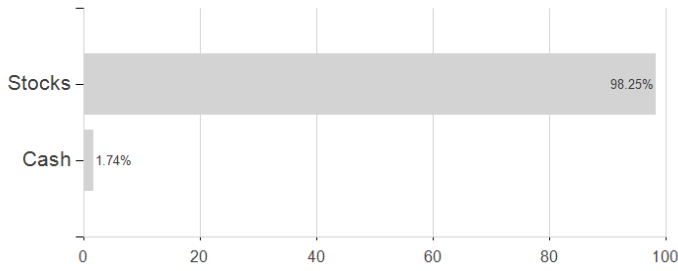
<sup>1</sup> Important note on update status: The displayed date refers exclusively to the calculation of the NAV.  
<sup>2</sup> The Mountain-View Data Fund Rating calculates a comparative ranking for funds using yield, volatility and trend data. For more information visit [MVD Funds Rating](#)  
<sup>3</sup> Displays the Ethical-Dynamical Ratio calculated according to standard criteria. The maximum value is 100. For more information visit [EDA](#)

**BGF Asian Growth Leaders F.S2 GBP H / LU1992157955 / A2PKLZ / BlackRock (LU)**

Assessment Structure

Assets

Largest positions



Countries

Branches

Currencies

