

GS Eur.H.Y.Bd.Pf.I H / LU1073188796 / A2QG3Y / Goldman Sachs AM BV

Last 08/14/2024 ¹	Region	Branch	Type of yield	Type
114.19 USD	Europe	Corporate Bonds	reinvestment	Fixed-Income Fund



Risk key figures

SRI	1	2	3	4	5	6	7
Mountain-View Funds Rating ²	EDA ³						
	75						

Yearly Performance

2023	+14.04%
2022	-9.43%
2021	+4.39%

Master data		Conditions		Other figures	
Fund type	Single fund	Issue surcharge	0.00%	Minimum investment	USD 1,000,000.00
Category	Bonds	Planned administr. fee	0.00%	Savings plan	-
Sub category	Corporate Bonds	Deposit fees	0.00%	UCITS / OGAW	Yes
Fund domicile	Luxembourg	Redemption charge	0.00%	Performance fee	0.00%
Tranch volume	(08/14/2024) EUR 10.95 mill.	Ongoing charges	-	Redeployment fee	0.00%
Total volume	(08/14/2024) EUR 100.14 mill.	Dividends		Investment company	
Launch date	11/24/2020	Goldman Sachs AM BV			
KESt report funds	Yes	Schenkkade 65, 2509, LL Den Haag			
Business year start	01.12.	Netherlands			
Sustainability type	Ethics/ecology	www.gsam.com			
Fund manager	-				

Performance	1M	6M	YTD	1Y	2Y	3Y	5Y	Since start
Performance	+1.04%	+3.98%	+4.61%	+11.95%	+17.73%	+7.95%	-	+14.19%
Performance p.a.	-	-	-	+11.92%	+8.52%	+2.59%	-	+3.63%
Sharpe ratio	4.16	1.92	1.65	2.91	1.10	-0.19	-	0.02
Volatility	2.36%	2.40%	2.44%	2.89%	4.53%	5.02%	0.00%	5.13%
Worst month	-	-0.09%	-0.09%	-0.38%	-5.11%	-6.07%	0.00%	-6.07%
Best month	-	1.44%	3.41%	3.41%	4.85%	4.85%	0.00%	4.85%
Maximum loss	-0.69%	-1.09%	-1.09%	-1.46%	-7.61%	-16.02%	0.00%	-

Distribution permission

Austria, Germany, Switzerland, Luxembourg

1 Important note on update status: The displayed date refers exclusively to the calculation of the NAV.

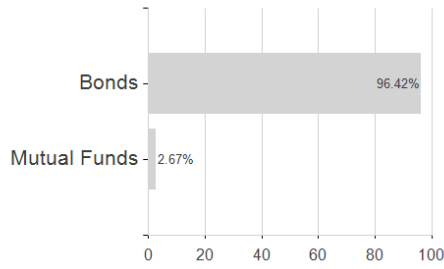
2 The Mountain-View Data Fund Rating calculates a comparative ranking for funds using yield, volatility and trend data. For more information visit [MVD Funds Rating](#)

3 Displays the Ethical-Dynamical Ratio calculated according to standard criteria. The maximum value is 100. For more information visit [EDA](#)

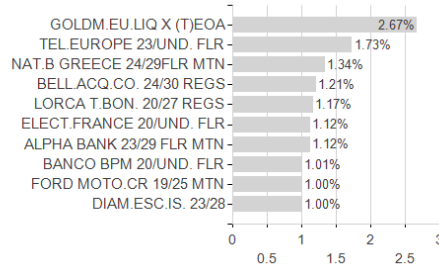
GS Eur.H.Y.Bd.Pf.I H / LU1073188796 / A2QG3Y / Goldman Sachs AM BV

Assessment Structure

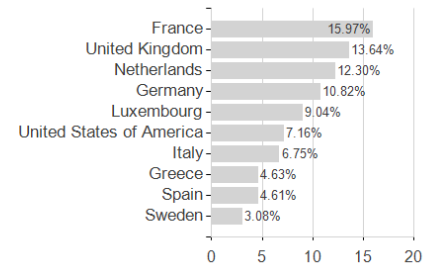
Assets



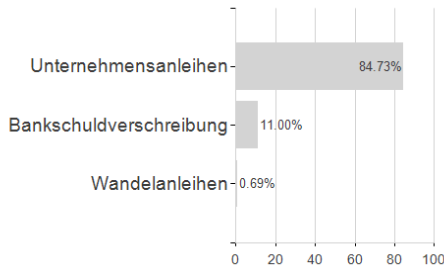
Largest positions



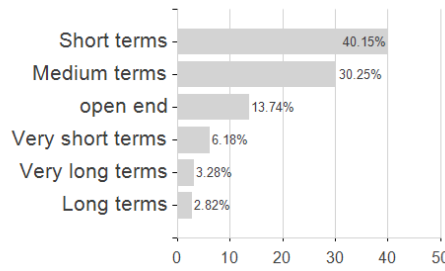
Countries



Issuer



Duration



Currencies

