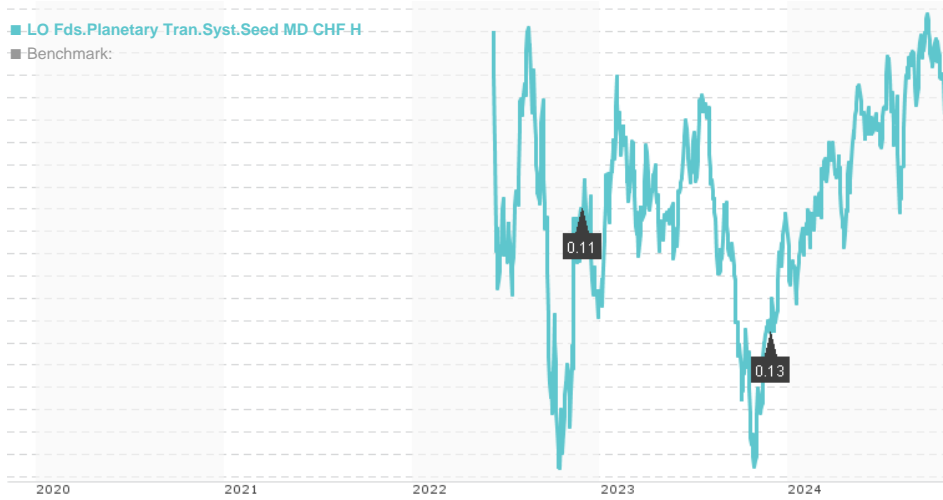


LO Fds.Planetary Tran.Syst.Seed MD CHF H / LU2107590346 / A2PY0U / Lombard Odier F.(EU)

Last 11/04/2024 <sup>1</sup>	Region	Branch	Type of yield	Type
15.37 CHF	Worldwide	Mixed Sectors	paying dividend	Equity Fund



Risk key figures

SRI	1	2	3	4	5	6	7
Mountain-View Funds Rating <sup>2</sup>	EDA <sup>3</sup>						
	81						

Yearly Performance

2023	+3.87%
------	--------

Master data		Conditions		Other figures	
Fund type	Single fund	Issue surcharge	5.00%	Minimum investment	EUR 3,000.00
Category	Equity	Planned administr. fee	0.00%	Savings plan	-
Sub category	Mixed Sectors	Deposit fees	0.00%	UCITS / OGAW	Yes
Fund domicile	Luxembourg	Redemption charge	0.00%	Performance fee	0.00%
Tranch volume	(11/04/2024) USD 0.200 mill.	Ongoing charges	-	Redeployment fee	0.00%
Total volume	(11/04/2024) USD 380.79 mill.	Dividends		Investment company	
Launch date	3/16/2020	27.11.2023	0.13 CHF	Lombard Odier F.(EU)	
KESt report funds	Yes	25.11.2022	0.11 CHF	291, route d'Arlon, L-1150, Luxembourg	
Business year start	01.10.			Luxembourg	
Sustainability type	Climate			https://www.lombardodier.com	
Fund manager	Paul Udall, Didier Rabattu				

Performance	1M	6M	YTD	1Y	2Y	3Y	5Y	Since start
Performance	-2.07%	+2.07%	+6.23%	+15.90%	+15.74%	-	-	-2.97%
Performance p.a.	-	-	-	+15.95%	+7.57%	-	-	-1.24%
Sharpe ratio	-2.82	0.11	0.40	1.18	0.34	-	-	-0.29
Volatility	8.83%	10.58%	10.87%	10.91%	13.17%	0.00%	0.00%	14.85%
Worst month	-	-4.12%	-4.12%	-4.12%	-6.57%	-11.48%	0.00%	-11.48%
Best month	-	2.81%	4.77%	7.75%	8.62%	8.62%	0.00%	8.62%
Maximum loss	-3.30%	-7.03%	-7.03%	-7.03%	-17.88%	0.00%	0.00%	-

Distribution permission

Austria, Germany, Luxembourg, Czech Republic

<sup>1</sup> Important note on update status: The displayed date refers exclusively to the calculation of the NAV.

<sup>2</sup> The Mountain-View Data Fund Rating calculates a comparative ranking for funds using yield, volatility and trend data. For more information visit [MVD Funds Rating](#)

<sup>3</sup> Displays the Ethical-Dynamical Ratio calculated according to standard criteria. The maximum value is 100. For more information visit [EDA](#)

**LO Fds.Planetary Tran.Syst.Seed MD CHF H / LU2107590346 / A2PY0U / Lombard Odier F.(EU)**

**Investment strategy**

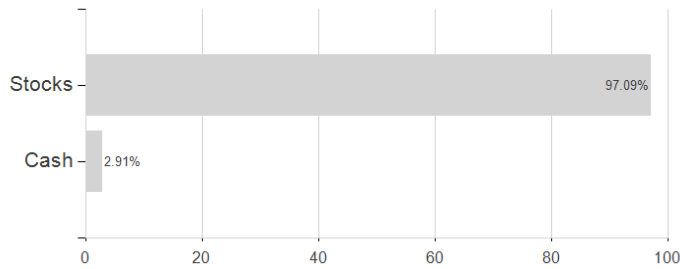
The Sub-Fund invests in equity and equity related securities issued by companies worldwide (including Emerging Markets) whose growth will benefit from changes in the economic system linked to regulations, innovations, services or products related to the global fight against or adaptation to climate change, to the transition to a more circular economy and to better social economic outcomes such as in food production, health or other services. The Sub-Fund seeks to invest in high quality companies with sustainable financial models, business practices and business models showing resilience and the ability to evolve and benefit from long term structural trends using its proprietary environmental, social and governance factors. As part of its Emerging Market exposure, the Sub-Fund may invest up to 20% of its net assets in shares issued by mainland China-incorporated companies (including China A-Shares). The Investment Manager is authorized to use financial derivative instruments for hedging purposes or for EPM but not as part of the investment strategy.

**Investment goal**

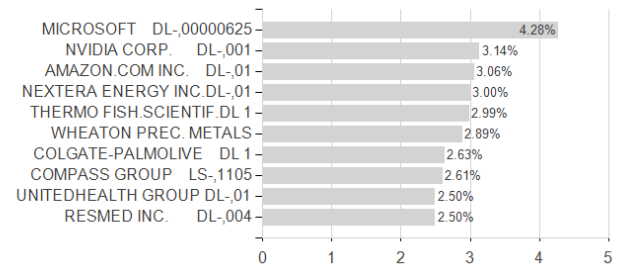
The Sub-Fund is actively managed. The MSCI World TR ND index is used for performance comparison as well as internal risk monitoring purposes, without implying any particular constraints to the Sub-Fund's investments. Securities targeted by the Sub-Fund can be similar to those of the index to an extent that varies overtime but their weighting is expected to materially differ. The performance of the Sub-Fund may deviate materially from that of the index.

**Assessment Structure**

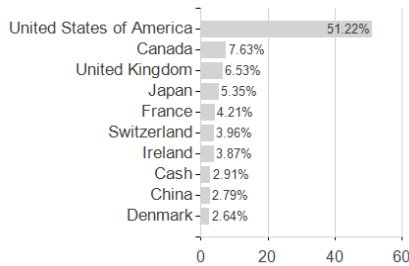
**Assets**



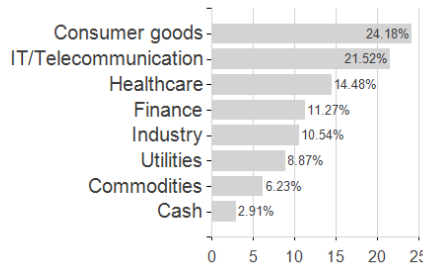
**Largest positions**



**Countries**



**Branches**



**Currencies**

