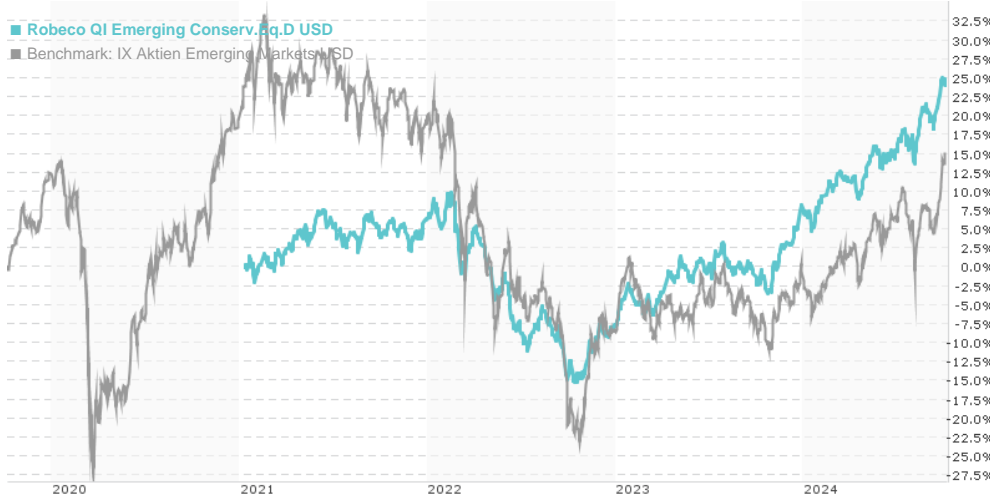


Robeco QI Emerging Conserv.Eq.D USD / LU0854930350 / A115NJ / Robeco Inst. AM

Last 10/03/2024 ¹	Region	Branch	Type of yield	Type
156.27 USD	Emerging Markets	Mixed Sectors	reinvestment	Equity Fund



Risk key figures

SRI	1	2	3	4	5	6	7
Mountain-View Funds Rating ²	EDA ³						75

Yearly Performance

2023	+17.14%
2022	-13.29%
2021	+6.59%

Master data		Conditions		Other figures	
-------------	--	------------	--	---------------	--

Fund type	Single fund	Issue surcharge	5.00%	Minimum investment	UNT 0
Category	Equity	Planned administr. fee	0.00%	Savings plan	-
Sub category	Mixed Sectors	Deposit fees	0.00%	UCITS / OGAW	Yes
Fund domicile	Luxembourg	Redemption charge	0.00%	Performance fee	0.00%
Tranch volume	-	Ongoing charges	-	Redeployment fee	0.00%
Total volume	(10/03/2024) USD 2,861.38 mill.	Dividends		Investment company	
Launch date	11/30/2012	Robeco Inst. AM			
KEST report funds	No	Weena 850, 3014, Rotterdam			
Business year start	01.01.	Netherlands			
Sustainability type	-	https://www.robeco.com			
Fund manager	Pim van Vliet, Arlette van Ditshuizen, Maarten Polfliet, Jan Sytze Mosselaar, Arnaud Klep				

Performance	1M	6M	YTD	1Y	2Y	3Y	5Y	Since start
Performance	+4.08%	+11.61%	+14.71%	+26.99%	+44.01%	+19.30%	-	+24.19%
Performance p.a.	-	-	-	+26.90%	+19.98%	+6.06%	-	+5.99%
Sharpe ratio	7.30	2.47	2.06	2.90	2.01	0.31	-	0.31
Volatility	8.13%	8.66%	8.12%	8.20%	8.32%	9.02%	0.00%	8.85%
Worst month	-	-0.32%	-0.32%	-1.59%	-3.05%	-7.92%	0.00%	-7.92%
Best month	-	3.06%	4.96%	5.82%	7.94%	7.94%	0.00%	7.94%
Maximum loss	-1.37%	-3.88%	-3.88%	-3.88%	-6.57%	-22.78%	0.00%	-

Distribution permission

Austria, Germany, Switzerland, Luxembourg, Czech Republic

¹ Important note on update status: The displayed date refers exclusively to the calculation of the NAV.

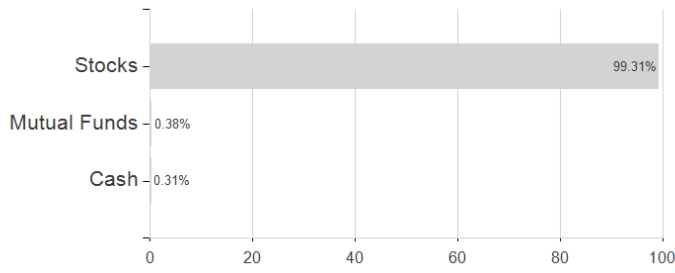
Robeco QI Emerging Conserv.Eq.D USD / LU0854930350 / A115NJ / Robeco Inst. AM

2 The Mountain-View Data Fund Rating calculates a comparative ranking for funds using yield, volatility and trend data. For more information visit [MVD Funds Rating](#)

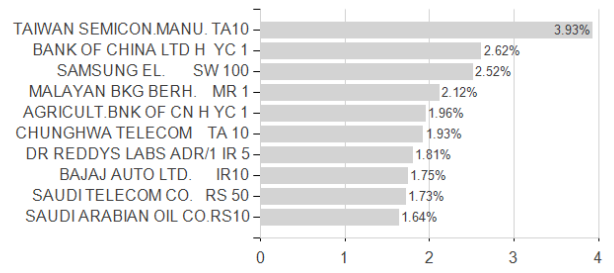
3 Displays the Ethical-Dynamical Ratio calculated according to standard criteria. The maximum value is 100. For more information visit [EDA](#)

Assessment Structure

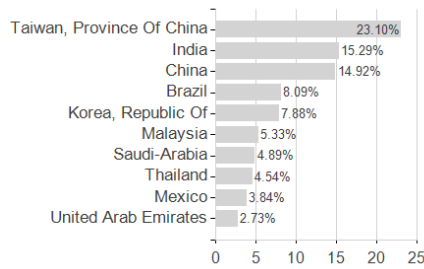
Assets



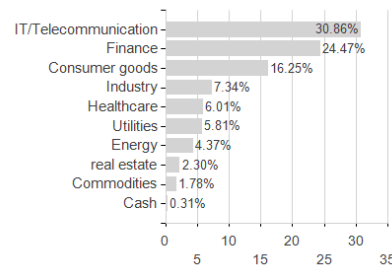
Largest positions



Countries



Branches



Currencies

