

BNPP Easy Low Carbon 300 World PAB TI / LU2194449315 / A3CTJL / BNP PARIBAS AM (LU)

Last 10/31/2024 ¹	Region	Branch	Type of yield	Type
169.66 EUR	Worldwide	Mixed Sectors	reinvestment	Equity Fund



Risk key figures

SRI	1	2	3	4	5	6	7
Mountain-View Funds Rating ²	EDA ³						
	▲▲▲▲▲▲▲						

Yearly Performance

2023	+25.96%
2022	-9.70%

Master data		Conditions		Other figures	
Fund type	Single fund	Issue surcharge	0.00%	Minimum investment	UNT 0
Category	Equity	Planned administr. fee	0.00%	Savings plan	-
Sub category	Mixed Sectors	Deposit fees	0.00%	UCITS / OGAW	Yes
Fund domicile	Luxembourg	Redemption charge	0.00%	Performance fee	0.00%
Tranch volume	(10/31/2024) EUR 17.29 mill.	Ongoing charges	-	Redeployment fee	0.00%
Total volume	(10/31/2024) EUR 67.70 mill.	Dividends		Investment company	
Launch date	6/11/2021	BNP PARIBAS AM (LU)			
KESt report funds	Yes	10, rue Edward Steichen, 2540, Luxembourg			
Business year start	01.01.	Luxembourg			
Sustainability type	Climate	https://www.bnpparibas-am.com			
Fund manager	Arnaud MAJANI D'INGUIMBERT				

Performance	1M	6M	YTD	1Y	2Y	3Y	5Y	Since start
Performance	-1.44%	+9.22%	+24.80%	+39.65%	+58.29%	+49.62%	-	+69.66%
Performance p.a.	-	-	-	+39.52%	+25.77%	+14.39%	-	+16.86%
Sharpe ratio	-1.95	1.20	2.18	3.03	1.95	0.85	-	1.07
Volatility	9.64%	13.44%	12.63%	12.07%	11.67%	13.39%	0.00%	12.97%
Worst month	-	-2.92%	-2.92%	-4.02%	-5.59%	-7.08%	0.00%	-7.08%
Best month	-	4.49%	6.49%	7.31%	7.31%	10.16%	0.00%	10.16%
Maximum loss	-3.94%	-10.10%	-10.10%	-10.10%	-10.10%	-16.36%	0.00%	-

Distribution permission

Austria, Germany, Switzerland, Luxembourg, Czech Republic

¹ Important note on update status: The displayed date refers exclusively to the calculation of the NAV.
² The Mountain-View Data Fund Rating calculates a comparative ranking for funds using yield, volatility and trend data. For more information visit [MVD Funds Rating](#)

BNPP Easy Low Carbon 300 World PAB TI / LU2194449315 / A3CTJL / BNP PARIBAS AM (LU)

Investment strategy

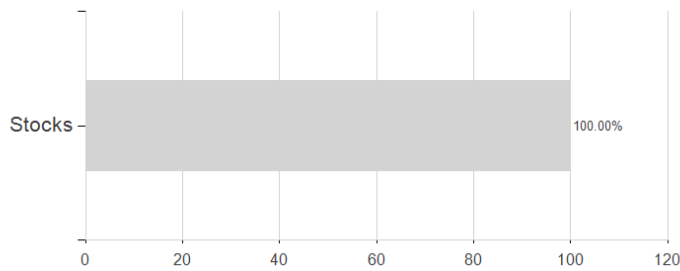
The Product is composed of companies worldwide selected on the basis of opportunities and risks associated with the climate transition while aiming to comply with the Paris Aligned Benchmark (PAB) targets of reducing carbon intensity by at least 50% relative to the initial investment universe and achieving an additional decarbonisation target of 7% each year. As a result, fossil-fuel activities are excluded from the Index.

Investment goal

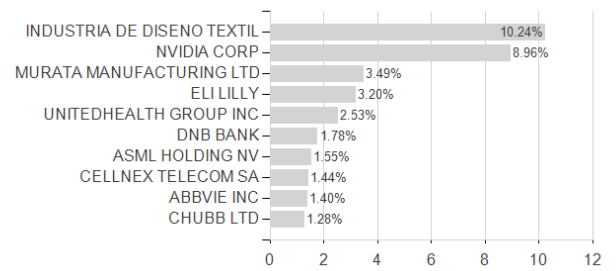
The Product seeks to replicate (with a maximum tracking error* of 1%) the performance of the Euronext Low Carbon 300 World PAB (NTR) index (Bloomberg: LC300W index) (the Index) by investing in the shares issued by companies included in the Benchmark Index, respecting the Index's weightings (full replication), or in a sample of shares issued by companies included in the index (optimised replication).When investing in a sample of shares the sub-fund's tracking error may be higher.

Assessment Structure

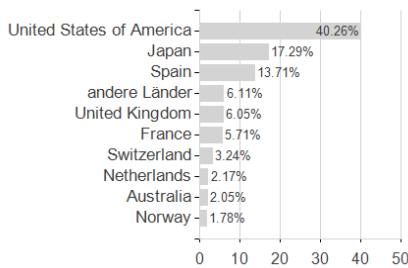
Assets



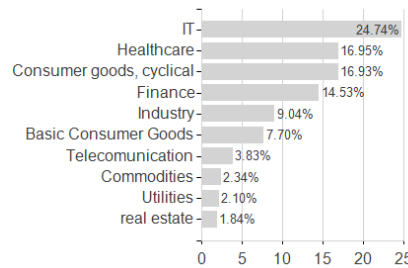
Largest positions



Countries



Branches



Currencies

