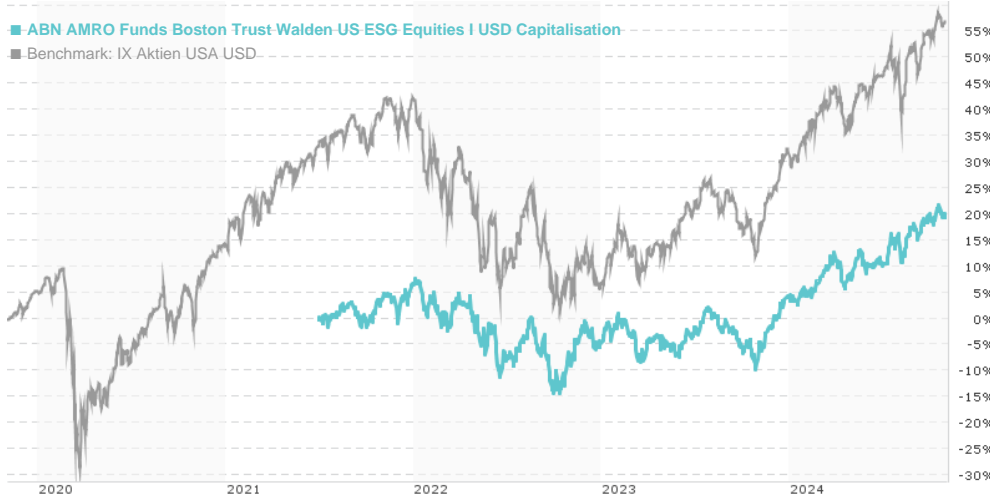


ABN AMRO Funds Boston Trust Walden US ESG Equities I USD Capitalisation / LU2281296074 / A3CS4T / ABN

Last 10/30/2024 ¹	Country	Branch	Type of yield	Type
119.43 USD	United States of America	Mixed Sectors	reinvestment	Equity Fund



Risk key figures

SRI	1	2	3	4	5	6	7
Mountain-View Funds Rating ²	EDA ³						
	▲ ▲ ▲ ▲ ▲ ▲ ▲						

Yearly Performance

2023	+9.21%
2022	-10.54%

Master data		Conditions		Other figures	
Fund type	Single fund	Issue surcharge	0.00%	Minimum investment	USD 1,000,000.00
Category	Equity	Planned administr. fee	0.00%	Savings plan	-
Sub category	Mixed Sectors	Deposit fees	0.00%	UCITS / OGAW	Yes
Fund domicile	Luxembourg	Redemption charge	0.00%	Performance fee	0.00%
Tranch volume	(10/30/2024) EUR 2.73 mill.	Ongoing charges	-	Redeployment fee	0.00%
Total volume	-	Dividends		Investment company	
Launch date	7/1/2021	ABN AMRO Inv. Sol.			
KESt report funds	Yes				
Business year start	01.01.				
Sustainability type	Ethics/ecology	https://www.abnamroinvestmentsolutions.com			
Fund manager	ABN AMRO Investment Solutions				

Performance	1M	6M	YTD	1Y	2Y	3Y	5Y	Since start
Performance	-0.74%	+11.07%	+14.65%	+30.50%	+28.09%	+14.76%	-	+19.43%
Performance p.a.	-	-	-	+30.40%	+13.18%	+4.71%	-	+5.47%
Sharpe ratio	-1.24	1.85	1.42	2.55	0.84	0.11	-	0.17
Volatility	9.45%	10.97%	10.50%	10.78%	12.09%	14.54%	0.00%	14.22%
Worst month	-	-4.72%	-4.72%	-4.72%	-4.72%	-8.33%	0.00%	-8.33%
Best month	-	4.99%	4.99%	7.65%	8.65%	8.65%	0.00%	8.65%
Maximum loss	-2.09%	-4.85%	-6.12%	-6.12%	-11.62%	-20.33%	0.00%	-

Distribution permission

Austria, Germany, Switzerland, Luxembourg, Czech Republic

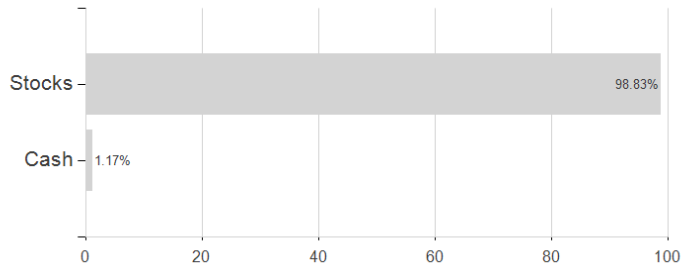
¹ Important note on update status: The displayed date refers exclusively to the calculation of the NAV.
² The Mountain-View Data Fund Rating calculates a comparative ranking for funds using yield, volatility and trend data. For more information visit [MVD Funds Rating](#)

ABN AMRO Funds Boston Trust Walden US ESG Equities I USD Capitalisation / LU2281296074 / A3CS4T / ABN

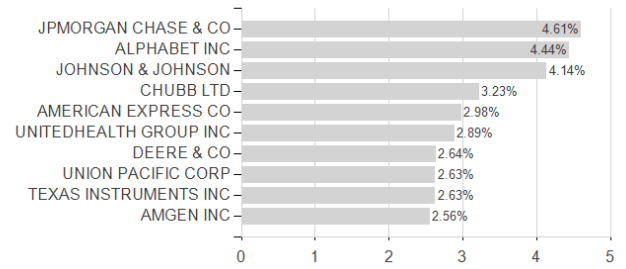
3 Displays the Ethical-Dynamical Ratio calculated according to standard criteria. The maximum value is 100. For more information visit [EDA](#)

Assessment Structure

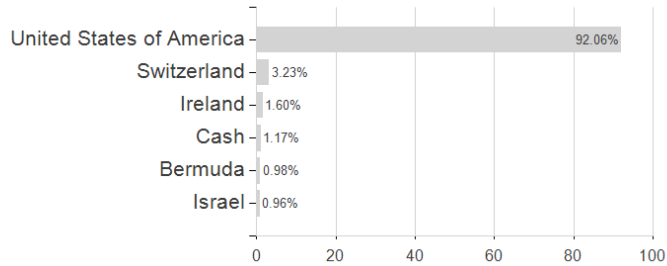
Assets



Largest positions



Countries



Branches

