

Champions Select Dynamic LD / DE00DWS3GB6 / DWS3GB / DWS Investment GmbH

Last 10/31/2024 ¹	Region	Branch	Type of yield	Type
143.17 EUR	Worldwide	Mixed fund/flexible	reinvestment	Mixed Fund



Risk key figures							
SRI	1	2	3	4	5	6	7
Mountain-View Funds Rating ²							EDA ³
							73

Yearly Performance	
2023	+10.86%

Master data		Conditions		Other figures	
Fund type	Single fund	Issue surcharge	5.00%	Minimum investment	UNT 0
Category	Mixed Fund	Planned administr. fee	0.00%	Savings plan	-
Sub category	Mixed fund/flexible	Deposit fees	0.00%	UCITS / OGAW	Yes
Fund domicile	Germany	Redemption charge	0.00%	Performance fee	0.00%
Tranch volume	(10/31/2024) EUR 21.31 mill.	Ongoing charges	-	Redeployment fee	0.00%
Total volume	(08/30/2024) EUR 2,379.91 mill.	Dividends		Investment company	
Launch date	9/1/2022	DWS Investment GmbH			
KESt report funds	No	Mainzer Landstraße 11-17, 60329, Frankfurt am Main			
Business year start	01.10.	Germany			
Sustainability type	-	https://www.dws.de			
Fund manager	Team Multi Asset Group				

Performance	1M	6M	YTD	1Y	2Y	3Y	5Y	Since start
Performance	+0.29%	+4.90%	+10.83%	+21.67%	+22.54%	-	-	+17.60%
Performance p.a.	-	-	-	+21.61%	+10.68%	-	-	+7.78%
Sharpe ratio	0.07	0.92	1.43	2.69	1.01	-	-	0.60
Volatility	5.18%	7.50%	7.10%	6.92%	7.56%	0.00%	0.00%	7.91%
Worst month	-	-0.99%	-0.99%	-3.90%	-3.90%	-3.90%	0.00%	-3.90%
Best month	-	2.18%	3.85%	5.71%	5.71%	5.71%	0.00%	5.71%
Maximum loss	-1.79%	-5.66%	-5.66%	-5.66%	-7.08%	0.00%	0.00%	-

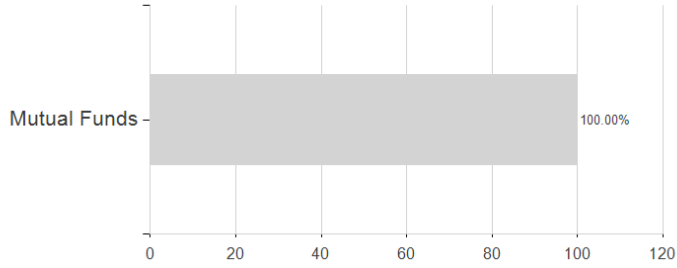
Distribution permission
Austria, Germany, Czech Republic

1 Important note on update status: The displayed date refers exclusively to the calculation of the NAV.
2 The Mountain-View Data Fund Rating calculates a comparative ranking for funds using yield, volatility and trend data. For more information visit [MVD Funds Rating](#)
3 Displays the Ethical-Dynamical Ratio calculated according to standard criteria. The maximum value is 100. For more information visit [EDA](#)

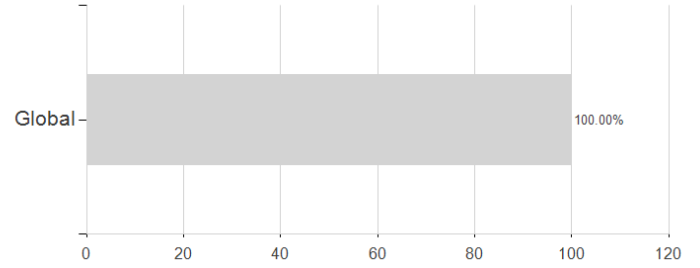
Champions Select Dynamic LD / DE00DWS3GB6 / DWS3GB / DWS Investment GmbH

Assessment Structure

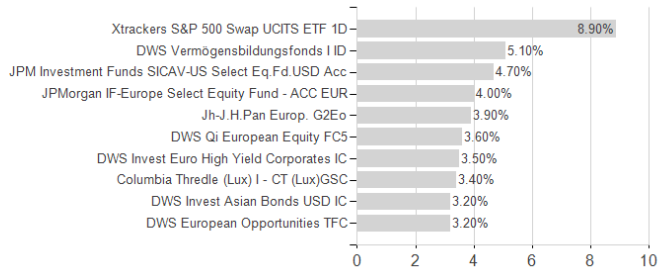
Assets



Countries



Largest positions



Currencies

