

**Invesco GI.Consumer Tr.Fd.I Acc USD / LU2232150842 / A3CX8S / Invesco Management**

| Last 10/04/2024 <sup>1</sup> | Region    | Branch                | Type of yield | Type        |
|------------------------------|-----------|-----------------------|---------------|-------------|
| 9.19 USD                     | Worldwide | Sector Consumer Goods | reinvestment  | Equity Fund |



**Risk key figures**

SRI 1 2 3 4 5 6 7

Mountain-View Funds Rating<sup>2</sup> EDA<sup>3</sup>

79

**Yearly Performance**

|      |         |
|------|---------|
| 2023 | +28.04% |
| 2022 | -43.93% |
| 2021 | -6.38%  |

| Master data         |                                 | Conditions  |       | Other figures      |                   |
|---------------------|---------------------------------|---|-------|--------------------|-------------------|
| Fund type           | Single fund                     | Issue surcharge   | 0.00% | Minimum investment | USD 12,500,000.00 |
| Category            | Equity                          | Planned administr. fee  | 0.00% | Savings plan       | -                 |
| Sub category        | Sector Consumer Goods           | Deposit fees  | 0.01% | UCITS / OGAW       | Yes               |
| Fund domicile       | Luxembourg                      | Redemption charge   | 0.00% | Performance fee    | 0.00%             |
| Tranch volume       | -                               | Ongoing charges   | -     | Redeployment fee   | 0.00%             |
| Total volume        | (10/04/2024) USD 2,169.60 mill. | Dividends   |       | Investment company |                   |
| Launch date         | 11/4/2020                       | Invesco Management  |       |                    |                   |
| KESr report funds   | No                              | An der Welle 5, 60322, Frankfurt am Main                            |       |                    |                   |
| Business year start | 29.02.                          | Germany   |       |                    |                   |
| Sustainability type | -                               | <a href="https://www.de.invesco.com">https://www.de.invesco.com</a> |       |                    |                   |
| Fund manager        | Ido Cohen, Juan Hartsfield      |   |       |                    |                   |

| Performance      | 1M     | 6M      | YTD     | 1Y      | 2Y      | 3Y      | 5Y    | Since start |
|------------------|--------|---------|---------|---------|---------|---------|-------|-------------|
| Performance      | +7.86% | +5.51%  | +11.80% | +26.76% | +36.76% | -26.42% | -     | -8.10%      |
| Performance p.a. | -      | -       | -       | +26.68% | +16.92% | -9.71%  | -     | -2.13%      |
| Sharpe ratio     | 7.85   | 0.35    | 0.61    | 1.15    | 0.61    | -0.49   | -     | -0.21       |
| Volatility       | 18.83% | 22.70%  | 20.77%  | 20.36%  | 22.59%  | 26.29%  | 0.00% | 25.42%      |
| Worst month      | -      | -4.47%  | -4.47%  | -6.86%  | -6.86%  | -15.02% | 0.00% | -15.02%     |
| Best month       | -      | 6.62%   | 6.62%   | 11.99%  | 16.51%  | 16.51%  | 0.00% | 16.51%      |
| Maximum loss     | -3.47% | -14.55% | -14.55% | -14.55% | -18.93% | -52.95% | 0.00% | -           |

**Distribution permission**

Austria, Germany, Switzerland, Luxembourg, Czech Republic

<sup>1</sup> Important note on update status: The displayed date refers exclusively to the calculation of the NAV.

<sup>2</sup> The Mountain-View Data Fund Rating calculates a comparative ranking for funds using yield, volatility and trend data. For more information visit [MVD Funds Rating](#)

DISCLAIMER: The information on this page are for informational purposes only and should neither an offer to sell nor a solicitation for the purchase of the security or recommendation in favor of the security to be understood. baha GmbH assumes no liability despite thorough searches for the accuracy of the data.

Funds data from: [www.mountain-view.com](http://www.mountain-view.com). Fact Sheet created by: [www.baha.com](http://www.baha.com)

## Invesco GI.Consumer Tr.Fd.I Acc USD / LU2232150842 / A3CX8S / Invesco Management

### Investment strategy

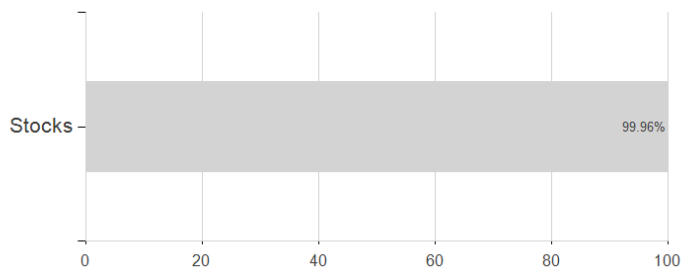
The Fund is actively managed and is not constrained by its benchmark, the MSCI World Consumer Discretionary Index (Net Total Return), which is used for comparison purposes. However, as the benchmark is a suitable proxy for the investment strategy, it is likely that some of the Fund's holdings are also components of the benchmark. As an actively managed fund, this overlap will change and this statement may be updated from time to time. The Fund has broad discretion over portfolio construction and therefore securities, weightings and risk characteristics will differ. As a result, it is expected that over time the risk return characteristics of the Fund may diverge materially to the benchmark.

### Investment goal

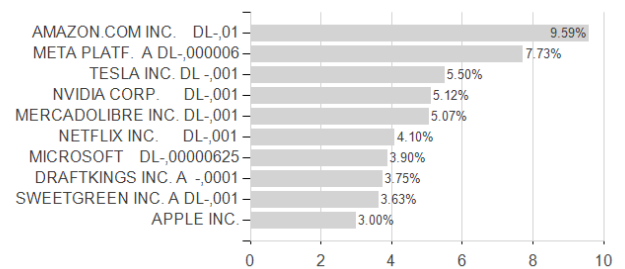
The objective of the Fund is to achieve long-term capital growth. The Fund invests primarily in shares of companies engaged in the discretionary consumer needs worldwide, including companies engaged in meeting the demands of consumers. The Fund may use securities lending for efficient portfolio management purposes. The Fund may use derivatives (complex instruments) to manage the Fund more efficiently, with the aim of reducing risk, reducing costs and/or generating additional capital or income.

### Assessment Structure

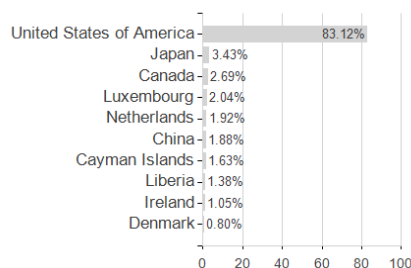
#### Assets



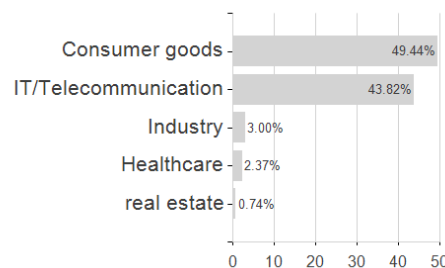
#### Largest positions



#### Countries



#### Branches



#### Currencies

