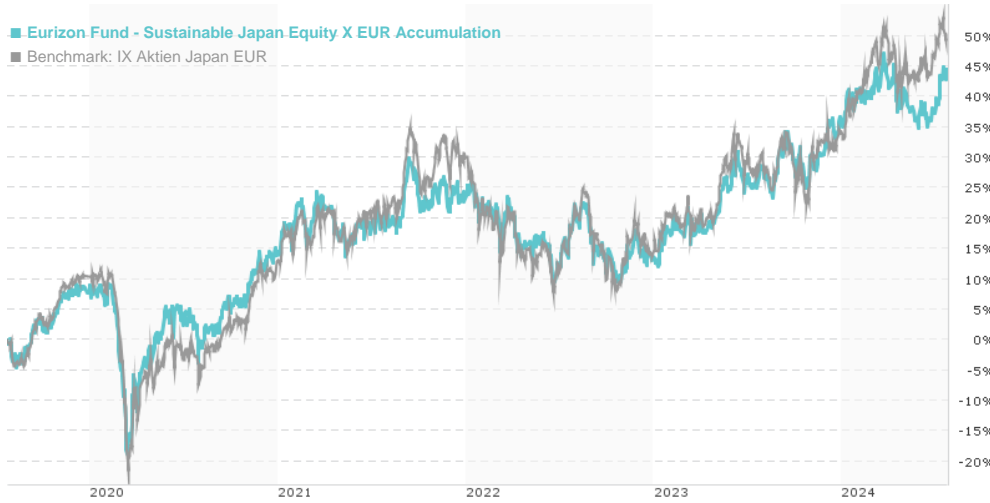


Eurizon Fund - Sustainable Japan Equity X EUR Accumulation / LU1559926032 / A2PKD6 / Eurizon Capital

Last 07/24/2024 ¹	Country	Branch	Type of yield	Type
146.69 EUR	Japan	Mixed Sectors	reinvestment	Equity Fund

■ Eurizon Fund - Sustainable Japan Equity X EUR Accumulation
■ Benchmark: IX Aktien Japan EUR



Risk key figures

SRI	1	2	3	4	5	6	7
Mountain-View Funds Rating ²	EDA ³						
	79						

Yearly Performance

2023	+20.24%
2022	-7.29%
2021	+7.08%
2020	+6.25%
2019	+17.39%

Master data		Conditions		Other figures	
Fund type	Single fund	Issue surcharge	0.00%	Minimum investment	EUR 3,000,000.00
Category	Equity	Planned administr. fee	0.00%	Savings plan	-
Sub category	Mixed Sectors	Deposit fees	0.00%	UCITS / OGAW	Yes
Fund domicile	Luxembourg	Redemption charge	0.00%	Performance fee	0.00%
Tranch volume	(07/24/2024) EUR 2.10 mill.	Ongoing charges	-	Redeployment fee	0.00%
Total volume	(07/24/2024) EUR 943.13 mill.	Dividends		Investment company	
Launch date	10/25/2018	Eurizon Capital			
KESt report funds	Yes	28, boulevard Kockelscheuer, L-1821, Luxembourg			
Business year start	01.01.	Luxembourg			
Sustainability type	Ethics/ecology	http://www.eurizoncapital.lu			
Fund manager	Joel Le Saux				

Performance	1M	6M	YTD	1Y	2Y	3Y	5Y	Since start
Performance	+6.25%	+3.19%	+5.74%	+14.06%	+22.91%	+19.92%	+44.39%	+46.69%
Performance p.a.	-	-	-	+14.02%	+10.86%	+6.25%	+7.62%	+6.89%
Sharpe ratio	8.34	0.21	0.52	0.77	0.51	0.17	0.25	0.21
Volatility	12.64%	13.55%	13.40%	13.50%	14.10%	14.70%	15.77%	15.64%
Worst month	-	-2.95%	-2.95%	-3.03%	-6.05%	-6.05%	-8.72%	-8.76%
Best month	-	4.75%	4.75%	4.75%	7.67%	7.67%	8.59%	8.59%
Maximum loss	-1.45%	-8.42%	-8.42%	-8.42%	-10.51%	-16.17%	-25.57%	-

Distribution permission

Austria, Germany, Switzerland

¹ Important note on update status: The displayed date refers exclusively to the calculation of the NAV.

² The Mountain-View Data Fund Rating calculates a comparative ranking for funds using yield, volatility and trend data. For more information visit [MVD Funds Rating](#)

³ Displays the Ethical-Dynamical Ratio calculated according to standard criteria. The maximum value is 100. For more information visit [EDA](#)

Eurizon Fund - Sustainable Japan Equity X EUR Accumulation / LU1559926032 / A2PKD6 / Eurizon Capital

Investment strategy

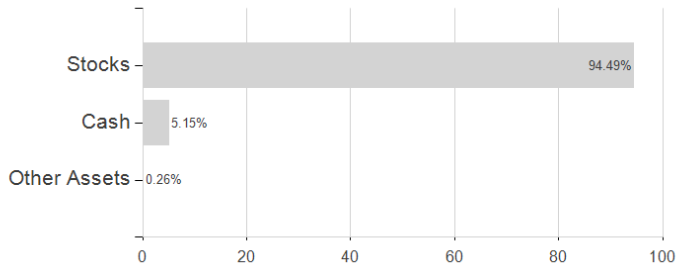
The fund mainly invests in Japanese equities. The fund generally favours direct investment but may at times invest through derivatives. Specifically, the fund normally invests at least 70% of total net assets in equities and equity-related instruments, including convertible bonds, that are traded or issued by companies that are located, or do most of their business, in Japan.

Investment goal

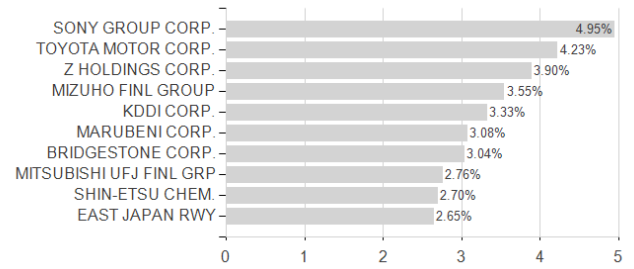
To increase the value of your investment over time and to outperform Japanese equity markets (as measured by the benchmark), while focusing on environmental, social and governance (ESG) factors.

Assessment Structure

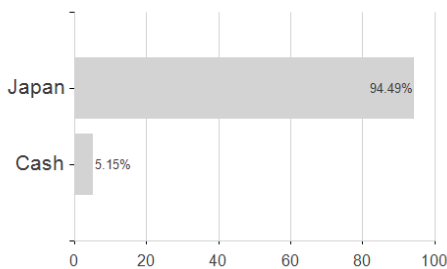
Assets



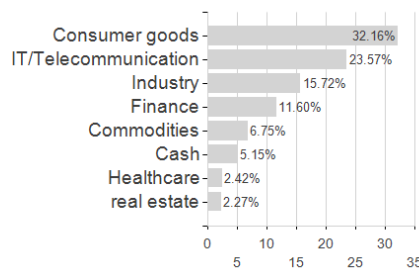
Largest positions



Countries



Branches



Currencies

