

Wellington Gl.Stew.Fd.N GBP H / IE0009AP1390 / A3DTUA / Wellington M.Fd.(IE)

| | | | | |
|------------------------------|-----------|---------------|---------------|-------------|
| Last 07/31/2024 ¹ | Region | Branch | Type of yield | Type |
| 12.39 GBP | Worldwide | Mixed Sectors | reinvestment | Equity Fund |



Risk key figures

SRI 1 2 3 4 5 6 7

Mountain-View Funds Rating² EDA³

▲▲▲▲▲▲

Yearly Performance

2023 +17.14%

| Master data | | Conditions | | Other figures | |
|---------------------|--------------------------------------------|------------------------------------------------------|-------|--------------------|--------------|
| Fund type | Single fund | Issue surcharge | 0.00% | Minimum investment | USD 5,000.00 |
| Category | Equity | Planned administr. fee | 0.00% | Savings plan | - |
| Sub category | Mixed Sectors | Deposit fees | 0.00% | UCITS / OGAW | Yes |
| Fund domicile | Ireland | Redemption charge | 0.00% | Performance fee | 0.00% |
| Tranch volume | (07/31/2024) USD 0.024 mill. | Ongoing charges | - | Redeployment fee | 0.00% |
| Total volume | (07/31/2024) USD 2,235.26 mill. | Dividends | | Investment company | |
| Launch date | 1/31/2019 | Wellington M.Fd.(IE) | | | |
| KESr report funds | No | Cardinal Place, 80 Victoria Street, SW1E 5JL, London | | | |
| Business year start | 01.01. | United Kingdom | | | |
| Sustainability type | Ethics/ecology | https://www.wellingtonfunds.com | | | |
| Fund manager | Mark Mandel, Yolanda Courtines, Samuel Cox | | | | |

| Performance | 1M | 6M | YTD | 1Y | 2Y | 3Y | 5Y | Since start |
|------------------|--------|--------|---------|---------|---------|-------|-------|-------------|
| Performance | +2.18% | +9.33% | +10.38% | +14.66% | +23.88% | - | - | +23.88% |
| Performance p.a. | - | - | - | +14.62% | +11.57% | - | - | +11.57% |
| Sharpe ratio | 2.94 | 1.92 | 1.79 | 1.20 | - | - | - | 0.68 |
| Volatility | 8.97% | 8.31% | 8.37% | 9.18% | 0.00% | 0.00% | 0.00% | 11.77% |
| Worst month | - | -3.45% | -3.45% | -5.37% | -9.16% | 0.00% | 0.00% | -9.16% |
| Best month | - | 3.80% | 5.76% | 8.45% | 9.49% | 0.00% | 0.00% | 9.49% |
| Maximum loss | -2.70% | -5.36% | -5.36% | -10.77% | 0.00% | 0.00% | 0.00% | - |

Distribution permission

Austria, Germany, Switzerland

¹ Important note on update status: The displayed date refers exclusively to the calculation of the NAV.

² The Mountain-View Data Fund Rating calculates a comparative ranking for funds using yield, volatility and trend data. For more information visit [MVD Funds Rating](#)

DISCLAIMER: The information on this page are for informational purposes only and should neither an offer to sell nor a solicitation for the purchase of the security or recommendation in favor of the security to be understood. baha GmbH assumes no liability despite thorough searches for the accuracy of the data.

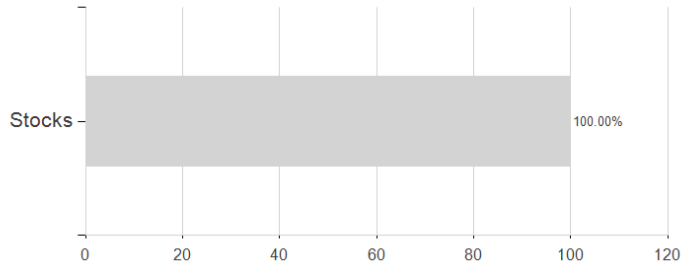
Funds data from: www.mountain-view.com. Fact Sheet created by: www.baha.com

Wellington Gl.Stew.Fd.N GBP H / IE0009AP1390 / A3DTUA / Wellington M.Fd.(IE)

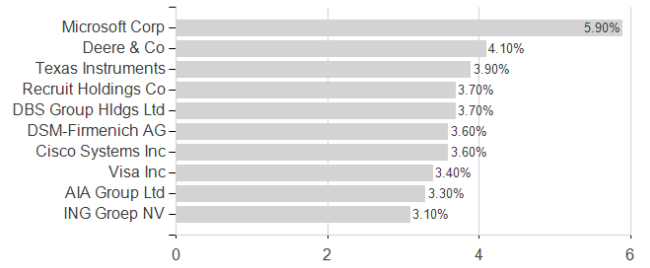
3 Displays the Ethical-Dynamical Ratio calculated according to standard criteria. The maximum value is 100. For more information visit [EDA](#)

Assessment Structure

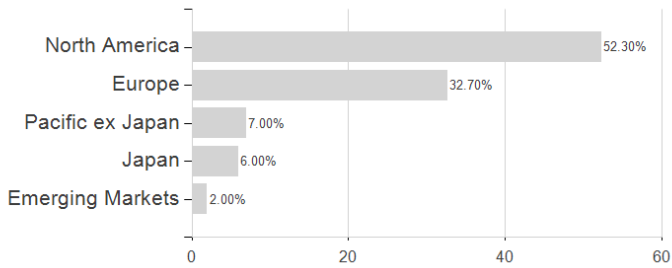
Assets



Largest positions



Countries



Branches

