

AXA IM FIIS US Corp.Inter.Bd.F USD / LU1881742214 / A2N6SV / AXA Fds. Management

Last 07/19/2024 ¹	Region	Branch	Type of yield	Type
98.83 USD	Worldwide	Corporate Bonds	paying dividend	Fixed-Income Fund



Risk key figures

SRI	1	2	3	4	5	6	7
Mountain-View Funds Rating ²							EDA ³
							74

Yearly Performance

2023	+5.86%
2022	-10.15%
2021	-1.51%
2020	+7.36%
2019	+7.07%

Master data		Conditions		Other figures	
Fund type	Single fund	Issue surcharge	3.00%	Minimum investment	UNT 0
Category	Bonds	Planned administr. fee	0.00%	Savings plan	-
Sub category	Corporate Bonds	Deposit fees	0.00%	UCITS / OGAW	Yes
Fund domicile	Luxembourg	Redemption charge	0.00%	Performance fee	0.00%
Tranch volume	(07/19/2024) USD 36.00 mill.	Ongoing charges	-	Redeployment fee	0.00%
Total volume	(07/19/2024) USD 1,839.19 mill.	Dividends		Investment company	
Launch date	11/2/2018	28.06.2024	1.74 USD	AXA Fds. Management	
KESr report funds	Yes	29.12.2023	1.60 USD	49, Avenue J.F. Kennedy, 1855, Luxembourg	
Business year start	01.01.	30.06.2023	1.45 USD	Luxembourg	
Sustainability type	-	30.12.2022	1.12 USD	www.axa-im.com	
Fund manager	Frank Olszewski, Guillaume Arnould	30.06.2022	1.12 USD		

Performance	1M	6M	YTD	1Y	2Y	3Y	5Y	Since start
Performance	+0.80%	+2.38%	+1.85%	+5.60%	+6.58%	-4.57%	+3.63%	+10.21%
Performance p.a.	-	-	-	+5.58%	+3.23%	-1.54%	+0.72%	+1.72%
Sharpe ratio	2.19	0.31	-0.07	0.45	-0.10	-1.16	-0.68	-0.47
Volatility	3.13%	3.74%	3.71%	4.27%	4.71%	4.51%	4.39%	4.22%
Worst month	-	-1.38%	-1.38%	-1.40%	-3.30%	-3.30%	-6.17%	-6.17%
Best month	-	1.38%	2.68%	3.64%	3.64%	3.64%	3.87%	3.87%
Maximum loss	-0.62%	-2.08%	-2.08%	-3.12%	-6.78%	-15.01%	-15.01%	-

Distribution permission

Austria, Germany, Switzerland

¹ Important note on update status: The displayed date refers exclusively to the calculation of the NAV.

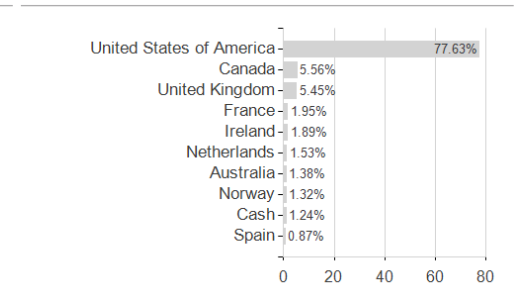
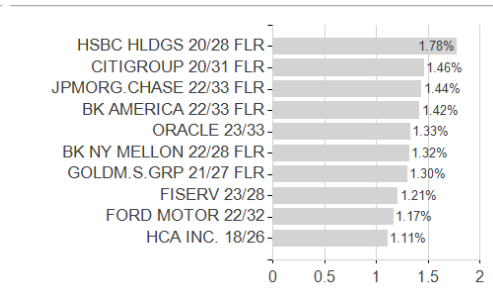
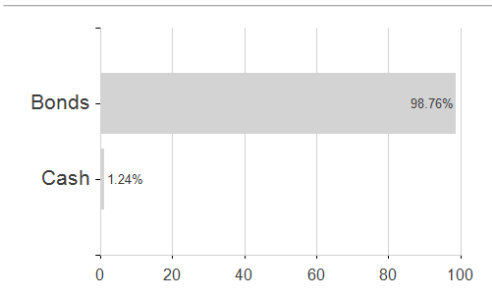
² The Mountain-View Data Fund Rating calculates a comparative ranking for funds using yield, volatility and trend data. For more information visit [MVD Funds Rating](#)

³ Displays the Ethical-Dynamical Ratio calculated according to standard criteria. The maximum value is 100. For more information visit [EDA](#)

AXA IM FIIS US Corp.Inter.Bd.F USD / LU1881742214 / A2N6SV / AXA Fds. Management

Assessment Structure

Assets Largest positions Countries



Issuer Duration Currencies

