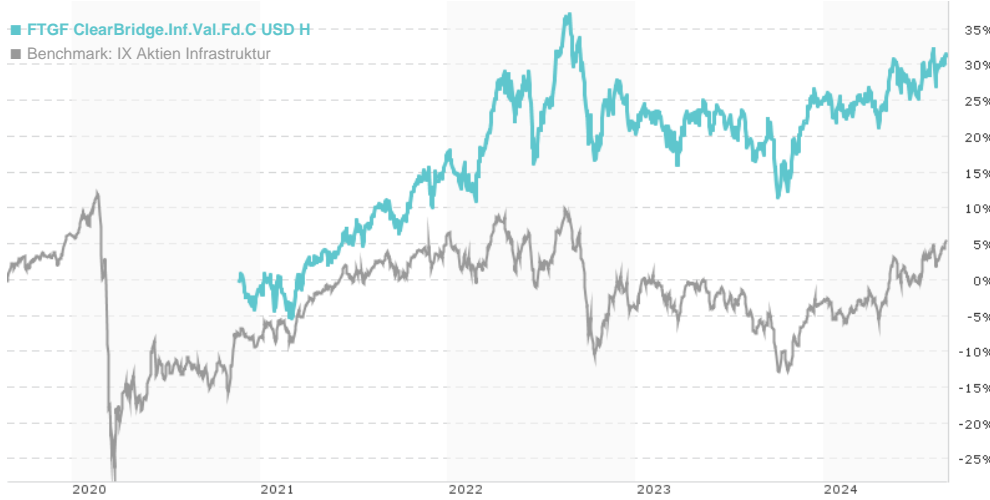


FTGF ClearBridge.Inf.Val.Fd.C USD H / IE00BYXGG937 / A2DYFT / Franklin Templeton

Last 08/27/2024 ¹	Region	Branch	Type of yield	Type
15.58 USD	Worldwide	Sector Infrastructure	reinvestment	Equity Fund



Risk key figures

SRI	1	2	3	4	5	6	7
Mountain-View Funds Rating ²							EDA ³
							74

Yearly Performance

2023	+3.64%
2022	+2.29%
2021	+18.69%

Master data		Conditions		Other figures	
Fund type	Single fund	Issue surcharge	0.00%	Minimum investment	USD 1,000.00
Category	Equity	Planned administr. fee	0.00%	Savings plan	-
Sub category	Sector Infrastructure	Deposit fees	0.00%	UCITS / OGAW	Yes
Fund domicile	Ireland	Redemption charge	1.00%	Performance fee	0.00%
Tranch volume	(08/27/2024) EUR 0.807 mill.	Ongoing charges	-	Redeployment fee	0.00%
Total volume	(08/27/2024) EUR 769.11 mill.	Dividends		Investment company	
Launch date	9/26/2017	Franklin Templeton			
KESt report funds	No	Schottenring 16, 2.OG, 1010, Wien			
Business year start	29.02.	Austria			
Sustainability type	-	https://www.franklintempleton.at			
Fund manager	Nick Langley, Shane Hurst, Charles Hamieh, Simon Ong				

Performance	1M	6M	YTD	1Y	2Y	3Y	5Y	Since start
Performance	+0.45%	+5.91%	+5.20%	+10.73%	-1.89%	+19.39%	-	+31.48%
Performance p.a.	-	-	-	+10.73%	-0.95%	+6.08%	-	+7.53%
Sharpe ratio	0.17	0.83	0.44	0.65	-0.38	0.21	-	0.33
Volatility	13.81%	10.46%	10.41%	11.06%	11.81%	12.30%	0.00%	12.05%
Worst month	-	-2.80%	-2.80%	-3.97%	-8.38%	-8.38%	0.00%	-8.38%
Best month	-	5.09%	5.09%	5.28%	5.28%	9.07%	0.00%	9.07%
Maximum loss	-4.01%	-4.45%	-4.45%	-9.14%	-16.75%	-18.65%	0.00%	-

Distribution permission

Austria, Germany, Switzerland, Czech Republic

¹ Important note on update status: The displayed date refers exclusively to the calculation of the NAV.

² The Mountain-View Data Fund Rating calculates a comparative ranking for funds using yield, volatility and trend data. For more information visit [MVD Funds Rating](#)

³ Displays the Ethical-Dynamical Ratio calculated according to standard criteria. The maximum value is 100. For more information visit [EDA](#)

FTGF ClearBridge.Inf.Val.Fd.C USD H / IE00BYXGG937 / A2DYFT / Franklin Templeton

Investment strategy

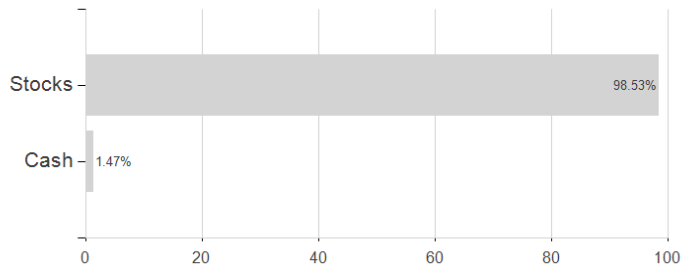
The fund will invest at least 80% of its net asset value in infrastructure companies via equity and equity-related securities listed or traded on regulated markets in the United States, United Kingdom, Japan, Germany, France, Italy and Canada, and equity and equity-related securities listed or traded on regulated markets of other developed countries and emerging market countries, including India ("OECD G7"). The fund invests in a number of infrastructure sectors such as utilities, transport, community and social infrastructure and communications.

Investment goal

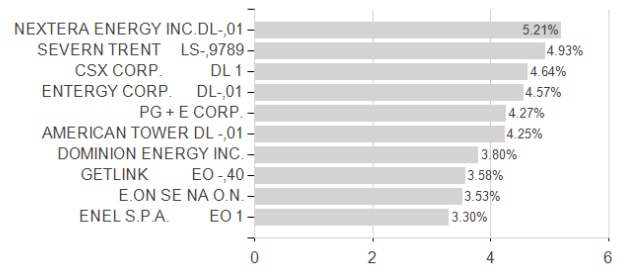
The fund's investment objective is to achieve long-term stable growth comprised of regular and consistent income from dividends and interest, plus capital growth, from a portfolio of global infrastructure securities.

Assessment Structure

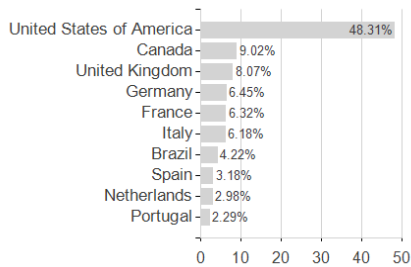
Assets



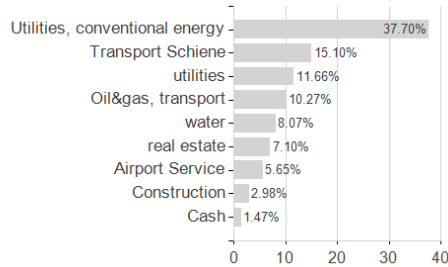
Largest positions



Countries



Branches



Currencies

