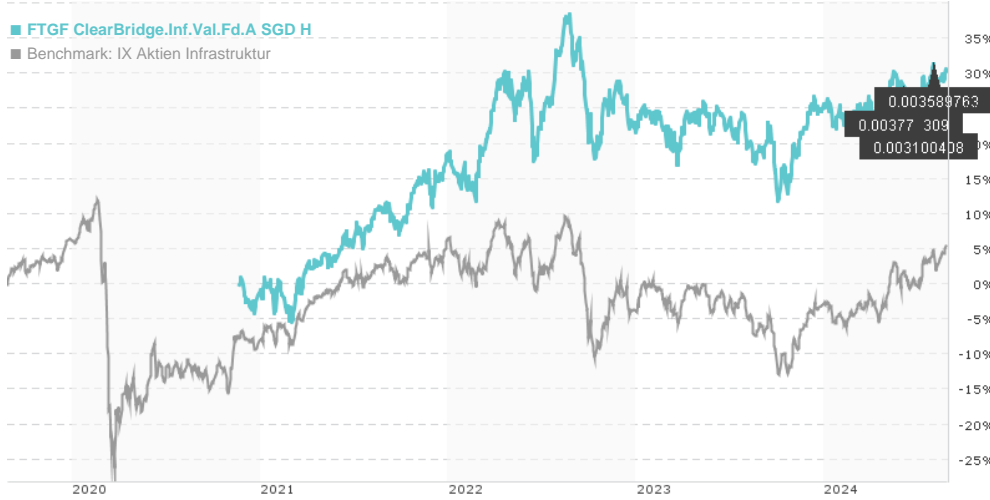


FTGF ClearBridge.Inf.Val.Fd.A SGD H / IE00BD4GTT62 / A2JH54 / Franklin Templeton

Last 08/27/2024 ¹	Region	Branch	Type of yield	Type
1.05 SGD	Worldwide	Sector Infrastructure	paying dividend	Equity Fund



Risk key figures

SRI	1	2	3	4	5	6	7
Mountain-View Funds Rating ²	EDA ³						74

Yearly Performance

2023	+2.68%
2022	+2.64%
2021	+19.53%

Master data		Conditions		Other figures	
Fund type	Single fund	Issue surcharge	5.00%	Minimum investment	SGD 1,500.00
Category	Equity	Planned administr. fee	0.00%	Savings plan	-
Sub category	Sector Infrastructure	Deposit fees	0.00%	UCITS / OGAW	Yes
Fund domicile	Ireland	Redemption charge	0.00%	Performance fee	0.00%
Tranch volume	(08/27/2024) EUR 6.11 mill.	Ongoing charges	-	Redeployment fee	0.00%
Total volume	(08/27/2024) EUR 769.11 mill.	Dividends		Investment company	
Launch date	6/5/2017	01.08.2024	0.00 SGD	Franklin Templeton	
KESt report funds	No	01.07.2024	0.00 SGD	Schottenring 16, 2.OG, 1010, Wien	
Business year start	29.02.	03.06.2024	0.00 SGD	Austria	
Sustainability type	-	01.05.2024	0.00 SGD	https://www.franklintempleton.at	
Fund manager	Nick Langley, Shane Hurst, Charles Hamieh, Simon Ong	01.04.2024	0.00 SGD		

Performance	1M	6M	YTD	1Y	2Y	3Y	5Y	Since start
Performance	+0.34%	+5.31%	+4.38%	+9.38%	-3.65%	+18.00%	-	+30.52%
Performance p.a.	-	-	-	+9.38%	-1.85%	+5.67%	-	+7.32%
Sharpe ratio	0.06	0.71	0.32	0.53	-0.45	0.17	-	0.32
Volatility	14.00%	10.45%	10.39%	11.05%	11.81%	12.30%	0.00%	12.04%
Worst month	-	-2.89%	-2.89%	-4.05%	-8.39%	-8.39%	0.00%	-8.39%
Best month	-	4.95%	4.95%	5.16%	5.16%	9.12%	0.00%	9.12%
Maximum loss	-4.05%	-4.49%	-4.49%	-9.19%	-17.33%	-19.15%	0.00%	-

Distribution permission

Austria, Germany, Switzerland, Czech Republic

¹ Important note on update status: The displayed date refers exclusively to the calculation of the NAV.

² The Mountain-View Data Fund Rating calculates a comparative ranking for funds using yield, volatility and trend data. For more information visit [MVD Funds Rating](#)

³ Displays the Ethical-Dynamical Ratio calculated according to standard criteria. The maximum value is 100. For more information visit [EDA](#)

FTGF ClearBridge.Inf.Val.Fd.A SGD H / IE00BD4GTT62 / A2JH54 / Franklin Templeton

Investment strategy

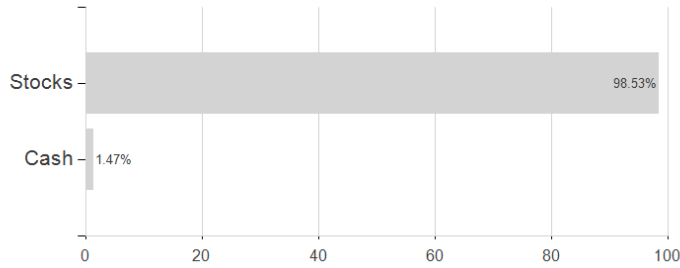
The fund will invest at least 80% of its net asset value in infrastructure companies via equity and equity-related securities listed or traded on regulated markets in the United States, United Kingdom, Japan, Germany, France, Italy and Canada, and equity and equity-related securities listed or traded on regulated markets of other developed countries and emerging market countries, including India ("OECD G7"). The fund invests in a number of infrastructure sectors such as utilities, transport, community and social infrastructure and communications.

Investment goal

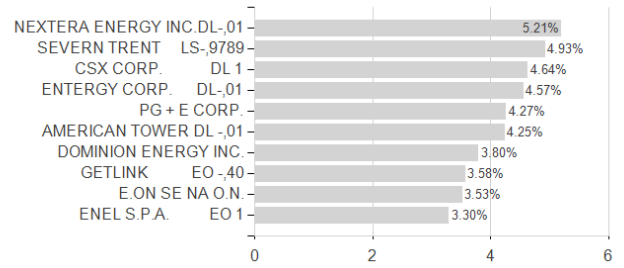
The fund's investment objective is to achieve long-term stable growth comprised of regular and consistent income from dividends and interest, plus capital growth, from a portfolio of global infrastructure securities.

Assessment Structure

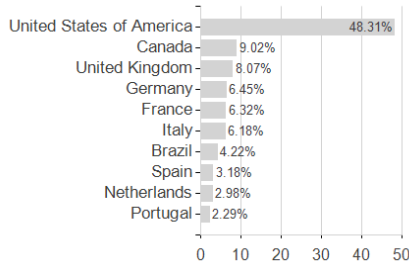
Assets



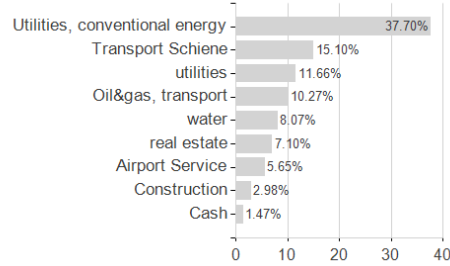
Largest positions



Countries



Branches



Currencies

