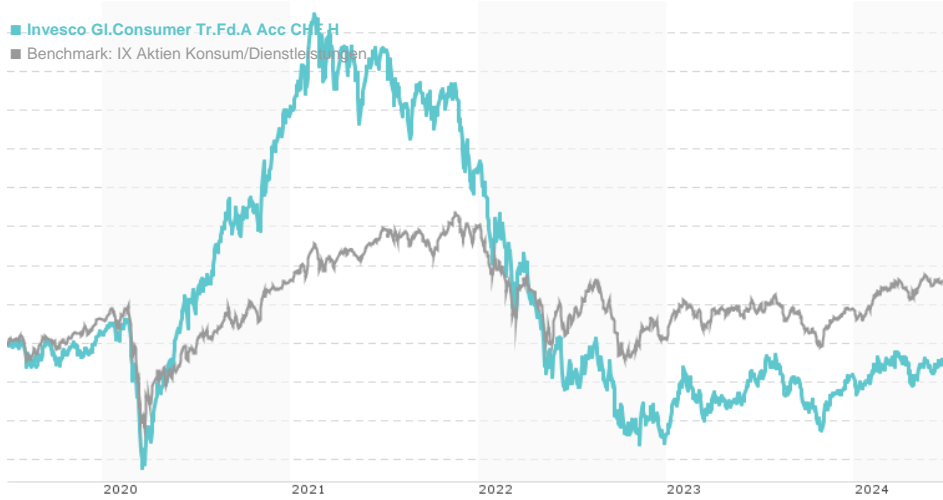


Invesco GI.Consumer Tr.Fd.A Acc CHF H / LU1642785064 / A2DU99 / Invesco Management

Last 06/28/2024 ¹	Region	Branch	Type of yield	Type
10.51 CHF	Worldwide	Sector Consumer Goods	reinvestment	Equity Fund



Risk key figures

SRI	1	2	3	4	5	6	7	
Mountain-View Funds Rating ²	EDA ³						79	
	▲▲▲▲▲▲							

Yearly Performance

2023	+20.22%
2022	-47.42%
2021	-9.45%
2020	+57.35%
2019	+21.30%

Master data		Conditions		Other figures	
Fund type	Single fund	Issue surcharge	5.00%	Minimum investment	CHF 1,500.00
Category	Equity	Planned administr. fee	0.00%	Savings plan	-
Sub category	Sector Consumer Goods	Deposit fees	0.01%	UCITS / OGAW	Yes
Fund domicile	Luxembourg	Redemption charge	0.00%	Performance fee	0.00%
Tranch volume	-	Ongoing charges	-	Redeployment fee	0.00%
Total volume	(06/28/2024) USD 2,274.19 mill.	Dividends		Investment company	
Launch date	8/16/2017	Invesco Management			
KEST report funds	Yes	An der Welle 5, 60322, Frankfurt am Main			
Business year start	29.02.	Germany			
Sustainability type	-	https://www.de.invesco.com			
Fund manager	Ido Cohen, Juan Hartsfield				

Performance	1M	6M	YTD	1Y	2Y	3Y	5Y	Since start
Performance	+2.24%	+4.89%	+4.58%	+6.16%	+1.74%	-45.26%	-1.87%	+4.47%
Performance p.a.	-	-	-	+6.14%	+0.87%	-18.18%	-0.38%	+0.79%
Sharpe ratio	1.94	0.38	0.35	0.14	-0.12	-0.85	-0.16	-0.12
Volatility	13.45%	16.80%	16.92%	17.69%	23.09%	25.67%	25.77%	25.04%
Worst month	-	-5.02%	-5.02%	-7.26%	-12.94%	-15.22%	-15.22%	-15.22%
Best month	-	5.46%	5.46%	11.33%	15.91%	15.91%	19.02%	19.02%
Maximum loss	-2.14%	-8.72%	-8.72%	-20.17%	-26.85%	-57.86%	-59.83%	-

Distribution permission

Austria, Germany, Switzerland, Luxembourg

¹ Important note on update status: The displayed date refers exclusively to the calculation of the NAV.
² The Mountain-View Data Fund Rating calculates a comparative ranking for funds using yield, volatility and trend data. For more information visit [MVD Funds Rating](#)

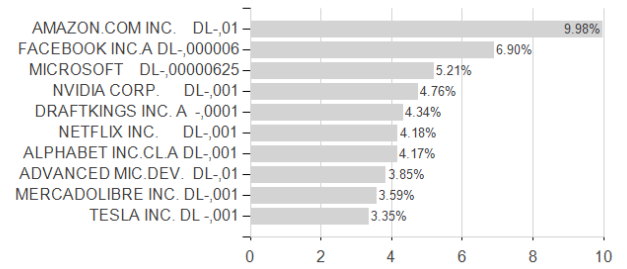
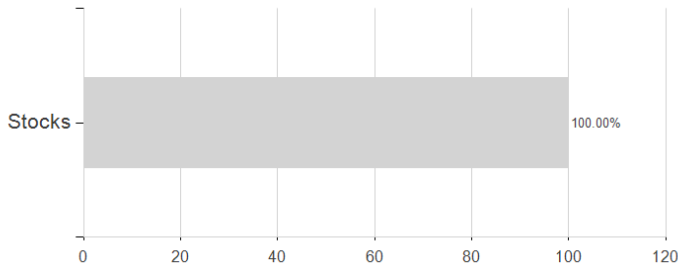
Invesco GI.Consumer Tr.Fd.A Acc CHF H / LU1642785064 / A2DU99 / Invesco Management

3 Displays the Ethical-Dynamical Ratio calculated according to standard criteria. The maximum value is 100. For more information visit [EDA](#)

Assessment Structure

Assets

Largest positions



Countries

Branches

Currencies

