

FTGF ClearBridge.Inf.Val.Fd.P BRL H / IE00BYVHVY81 / A2JEFU / Franklin Templeton

Last 07/23/2024 <sup>1</sup>	Region	Branch	Type of yield	Type
23.31 BRL	Worldwide	Sector Infrastructure	reinvestment	Equity Fund



Risk key figures

SRI	1	2	3	4	5	6	7
Mountain-View Funds Rating <sup>2</sup>	EDA <sup>3</sup>						
	75						

Yearly Performance

2023	+11.27%
2022	+12.77%
2021	+23.87%

Master data		Conditions		Other figures	
Fund type	Single fund	Issue surcharge	0.00%	Minimum investment	USD 15,000,000.00
Category	Equity	Planned administr. fee	0.00%	Savings plan	-
Sub category	Sector Infrastructure	Deposit fees	0.00%	UCITS / OGAW	Yes
Fund domicile	Ireland	Redemption charge	0.00%	Performance fee	0.00%
Tranch volume	(07/23/2024) EUR 6.07 mill.	Ongoing charges	-	Redeployment fee	0.00%
Total volume	(07/23/2024) EUR 766.99 mill.	Dividends		Investment company	
Launch date	2/15/2018	Franklin Templeton			
KESt report funds	No	Schottenring 16, 2.OG, 1010, Wien			
Business year start	29.02.	Austria			
Sustainability type	-	https://www.franklintempleton.at			
Fund manager	Nick Langley, Shane Hurst, Charles Hamieh, Simon Ong				

Performance	1M	6M	YTD	1Y	2Y	3Y	5Y	Since start
Performance	+1.22%	+7.37%	+5.91%	+10.74%	+16.78%	+49.90%	-	+63.92%
Performance p.a.	-	-	-	+10.74%	+8.08%	+14.43%	-	+14.40%
Sharpe ratio	1.29	1.20	0.74	0.67	0.37	0.89	-	0.89
Volatility	9.84%	9.72%	9.73%	10.62%	11.74%	12.08%	0.00%	11.98%
Worst month	-	-2.41%	-2.41%	-3.27%	-7.74%	-7.74%	0.00%	-7.74%
Best month	-	5.02%	5.02%	5.66%	10.06%	10.06%	0.00%	10.06%
Maximum loss	-1.91%	-4.20%	-4.20%	-8.81%	-13.85%	-13.85%	0.00%	-

Distribution permission

Austria, Germany, Switzerland

<sup>1</sup> Important note on update status: The displayed date refers exclusively to the calculation of the NAV.

<sup>2</sup> The Mountain-View Data Fund Rating calculates a comparative ranking for funds using yield, volatility and trend data. For more information visit [MVD Funds Rating](#)

<sup>3</sup> Displays the Ethical-Dynamical Ratio calculated according to standard criteria. The maximum value is 100. For more information visit [EDA](#)

**FTGF ClearBridge.Inf.Val.Fd.P BRL H / IE00BYVHVY81 / A2JEFU / Franklin Templeton**

**Investment strategy**

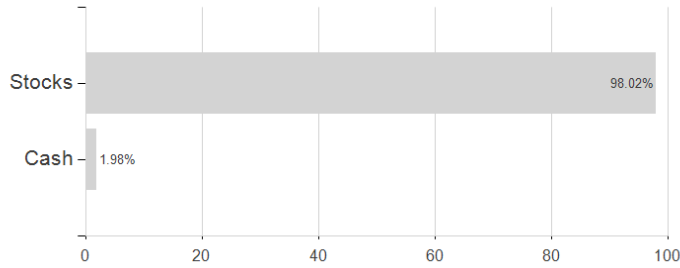
The fund will invest at least 80% of its net asset value in infrastructure companies via equity and equity-related securities listed or traded on regulated markets in the United States, United Kingdom, Japan, Germany, France, Italy and Canada, and equity and equity-related securities listed or traded on regulated markets of other developed countries and emerging market countries, including India ("OECD G7"). The fund invests in a number of infrastructure sectors such as utilities, transport, community and social infrastructure and communications.

**Investment goal**

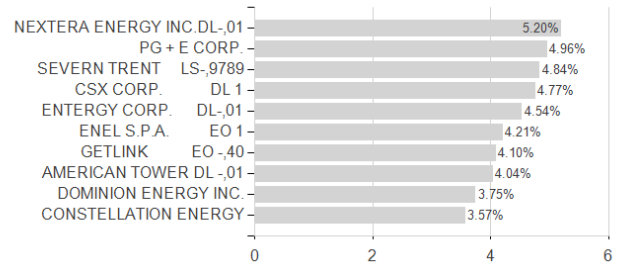
The fund's investment objective is to achieve long-term stable growth comprised of regular and consistent income from dividends and interest, plus capital growth, from a portfolio of global infrastructure securities.

**Assessment Structure**

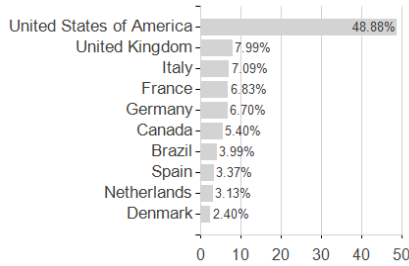
**Assets**



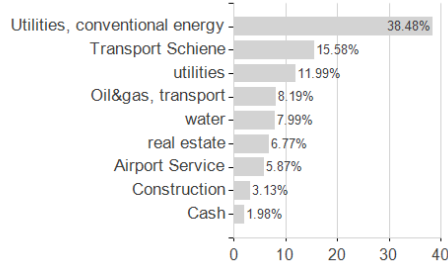
**Largest positions**



**Countries**



**Branches**



**Currencies**

