

FTGF WA Multi-Asset Cr.Fd. LM CAD A. H / IE000E247WZ3 / A3DGKD / Franklin Templeton

Last 07/24/2024 ¹	Region	Branch	Type of yield	Type
101.68 CAD	Worldwide	Bonds: Mixed	reinvestment	Fixed-Income Fund



Risk key figures

SRI: 1 2 **3** 4 5 6 7

Mountain-View Funds Rating²: EDA³

70

Yearly Performance

2023: +9.42%

Master data		Conditions		Other figures	
Fund type	Single fund	Issue surcharge	0.00%	Minimum investment	UNT 0
Category	Bonds	Planned administr. fee	0.00%	Savings plan	-
Sub category	Bonds: Mixed	Deposit fees	0.00%	UCITS / OGAW	Yes
Fund domicile	Ireland	Redemption charge	0.00%	Performance fee	0.00%
Tranch volume	(07/24/2024) USD 23.72 mill.	Ongoing charges	-	Redeployment fee	0.00%
Total volume	(07/24/2024) USD 405.79 mill.	Dividends		Investment company	
Launch date	2/28/2022	Franklin Templeton			
KESt report funds	No	Schottenring 16, 2.OG, 1010, Wien			
Business year start	29.02.	Austria			
Sustainability type	-	https://www.franklintempleton.at			
Fund manager	Western Asset Management				

Performance	1M	6M	YTD	1Y	2Y	3Y	5Y	Since start
Performance	+0.50%	+3.11%	+2.30%	+6.80%	+10.39%	-	-	+1.68%
Performance p.a.	-	-	-	+6.78%	+5.07%	-	-	+0.70%
Sharpe ratio	0.91	0.71	0.13	0.66	0.27	-	-	-0.59
Volatility	2.87%	3.75%	3.80%	4.70%	5.12%	0.00%	0.00%	5.11%
Worst month	-	-1.75%	-1.75%	-2.00%	-4.99%	-4.99%	0.00%	-4.99%
Best month	-	1.52%	4.11%	4.32%	4.32%	4.32%	0.00%	4.32%
Maximum loss	-0.69%	-2.15%	-2.15%	-4.31%	-8.57%	0.00%	0.00%	-

Distribution permission

Austria, Germany, Switzerland

¹ Important note on update status: The displayed date refers exclusively to the calculation of the NAV.

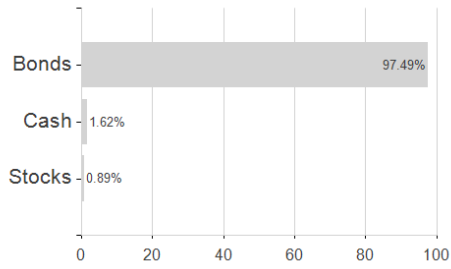
² The Mountain-View Data Fund Rating calculates a comparative ranking for funds using yield, volatility and trend data. For more information visit [MVD Funds Rating](#)

³ Displays the Ethical-Dynamical Ratio calculated according to standard criteria. The maximum value is 100. For more information visit [EDA](#)

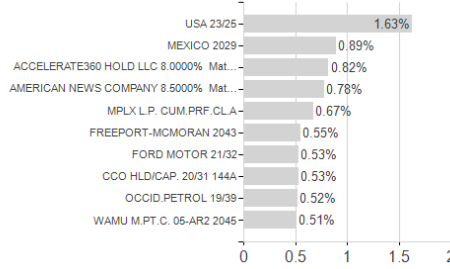
FTGF WA Multi-Asset Cr.Fd. LM CAD A. H / IE000E247WZ3 / A3DGKD / Franklin Templeton

Assessment Structure

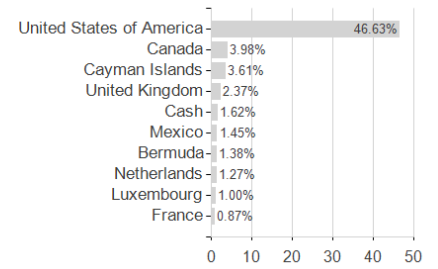
Assets



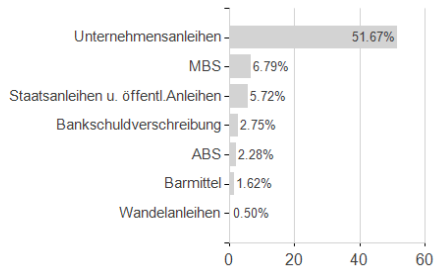
Largest positions



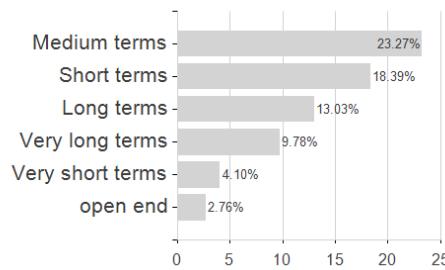
Countries



Issuer



Duration



Currencies

