

Amundi Actions PME / FR0011556828 / A2DVF2 / Amundi Asset Mgmt.

Last 07/19/2024 ¹	Region	Branch	Type of yield	Type
843.94 EUR	Euroland	Mixed Sectors	reinvestment	Equity Fund



Risk key figures

SRI	1	2	3	4	5	6	7
Mountain-View Funds Rating ²	EDA ³						
	82						

Yearly Performance

2023	+5.39%
2022	-23.55%
2021	+19.66%
2020	+13.90%
2019	+21.53%

Master data		Conditions		Other figures	
Fund type	Single fund	Issue surcharge	5.00%	Minimum investment	UNT 0
Category	Equity	Planned administr. fee	0.00%	Savings plan	-
Sub category	Mixed Sectors	Deposit fees	0.00%	UCITS / OGAW	Yes
Fund domicile	France	Redemption charge	0.00%	Performance fee	0.00%
Tranch volume	(07/19/2024) EUR 303.61 mill.	Ongoing charges	-	Redeployment fee	0.00%
Total volume	(07/19/2024) EUR 777.73 mill.	Dividends		Investment company	
Launch date	3/24/1994	Amundi Asset Mgmt.			
KESt report funds	No	90 boulevard Pasteur, 75015, Paris			
Business year start	01.05.	France			
Sustainability type	-	www.amundi.fr/			
Fund manager	Piade Patrice				

Performance	1M	6M	YTD	1Y	2Y	3Y	5Y	Since start
Performance	+0.02%	+7.59%	+3.00%	+3.74%	+4.48%	-10.32%	+17.96%	+129.89%
Performance p.a.	-	-	-	+3.73%	+2.21%	-3.56%	+3.35%	+8.12%
Sharpe ratio	-0.33	1.21	0.18	0.01	-0.11	-0.48	-0.02	0.31
Volatility	10.29%	9.97%	10.23%	11.07%	13.12%	15.21%	15.95%	14.48%
Worst month	-	-5.20%	-5.20%	-6.10%	-10.12%	-10.27%	-15.99%	-15.99%
Best month	-	5.99%	6.78%	7.44%	7.44%	7.44%	12.52%	12.52%
Maximum loss	-2.44%	-6.00%	-6.00%	-14.14%	-18.37%	-33.46%	-33.51%	-

Distribution permission

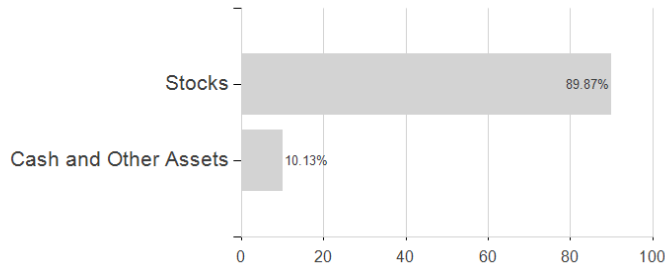
Germany

¹ Important note on update status: The displayed date refers exclusively to the calculation of the NAV.
² The Mountain-View Data Fund Rating calculates a comparative ranking for funds using yield, volatility and trend data. For more information visit [MVD Funds Rating](#)
³ Displays the Ethical-Dynamical Ratio calculated according to standard criteria. The maximum value is 100. For more information visit [EDA](#)

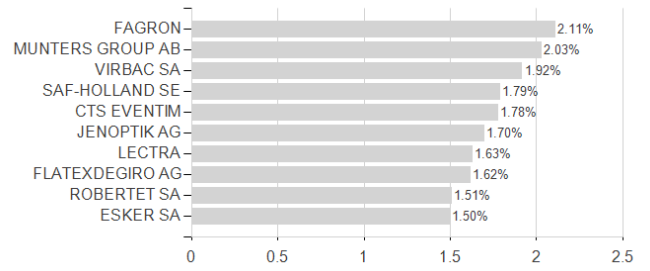
Amundi Actions PME / FR0011556828 / A2DVF2 / Amundi Asset Mgmt.

Assessment Structure

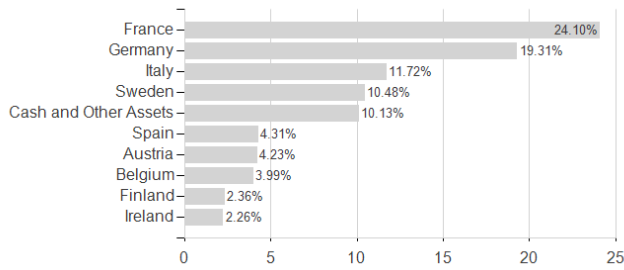
Assets



Largest positions



Countries



Branches

