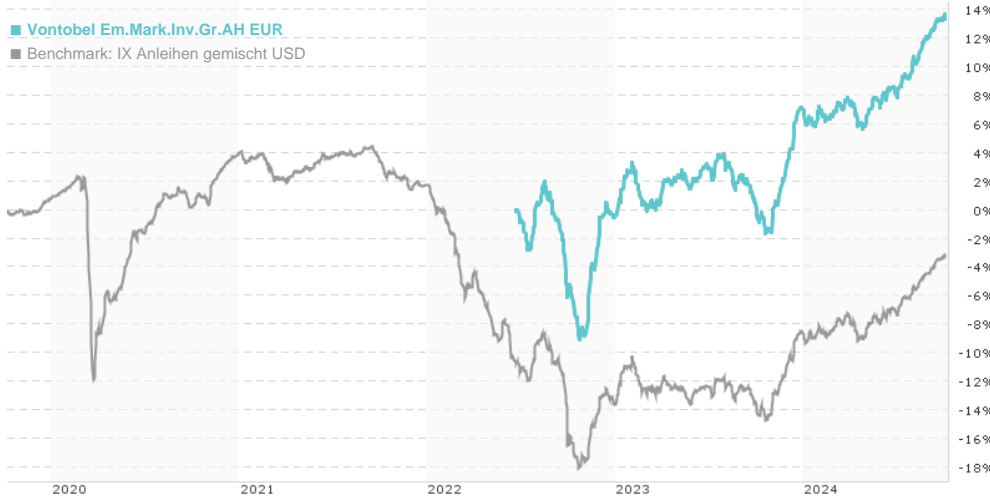


Vontobel Em.Mark.Inv.Gr.AH EUR / LU2424538242 / A3DD0G / Vontobel AM

Last 10/03/2024 ¹	Region	Branch	Type of yield	Type
113.40 EUR	Worldwide	Bonds: Mixed	paying dividend	Fixed-Income Fund



Risk key figures	
SRI	1 2 3 4 5 6 7
Mountain-View Funds Rating ²	EDA ³
▲▲▲▲▲	76

Yearly Performance	
2023	+7.65%

Master data		Conditions		Other figures	
Fund type	Single fund	Issue surcharge	5.00%	Minimum investment	UNT 0
Category	Bonds	Planned administr. fee	0.00%	Savings plan	-
Sub category	Bonds: Mixed	Deposit fees	0.00%	UCITS / OGAW	Yes
Fund domicile	Luxembourg	Redemption charge	0.30%	Performance fee	0.00%
Tranch volume	(10/03/2024) USD 0.001 mill.	Ongoing charges	-	Redeployment fee	0.00%
Total volume	(10/03/2024) USD 55.79 mill.	Dividends		Investment company	
Launch date	6/21/2022			Vontobel AM	
KESt report funds	Yes			Gotthardstrasse 43, 8022, Zürich	
Business year start	01.09.			Switzerland	
Sustainability type	-			https://www.vontobel.com	
Fund manager	Wouter van Overfelt, Sergey Goncharov				

Performance	1M	6M	YTD	1Y	2Y	3Y	5Y	Since start
Performance	+1.11%	+5.57%	+5.81%	+13.86%	+20.32%	-	-	+13.40%
Performance p.a.	-	-	-	+13.82%	+9.68%	-	-	+5.65%
Sharpe ratio	6.33	2.94	1.60	3.14	1.60	-	-	0.57
Volatility	1.77%	2.78%	2.83%	3.38%	4.03%	0.00%	0.00%	4.25%
Worst month	-	-1.88%	-1.88%	-1.98%	-2.55%	-6.32%	0.00%	-6.32%
Best month	-	1.77%	3.83%	4.79%	7.44%	7.44%	0.00%	7.44%
Maximum loss	-0.26%	-1.78%	-2.05%	-2.05%	-5.37%	0.00%	0.00%	-

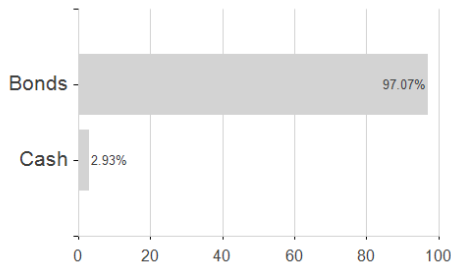
Distribution permission
Austria, Germany, Switzerland, Czech Republic

¹ Important note on update status: The displayed date refers exclusively to the calculation of the NAV.
² The Mountain-View Data Fund Rating calculates a comparative ranking for funds using yield, volatility and trend data. For more information visit [MVD Funds Rating](#)
³ Displays the Ethical-Dynamical Ratio calculated according to standard criteria. The maximum value is 100. For more information visit [EDA](#)

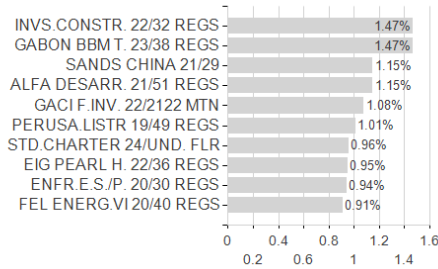
Vontobel Em.Mark.Inv.Gr.AH EUR / LU2424538242 / A3DD0G / Vontobel AM

Assessment Structure

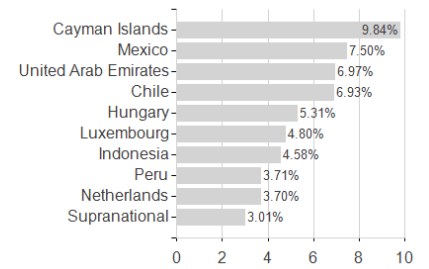
Assets



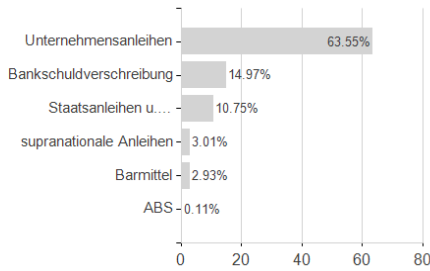
Largest positions



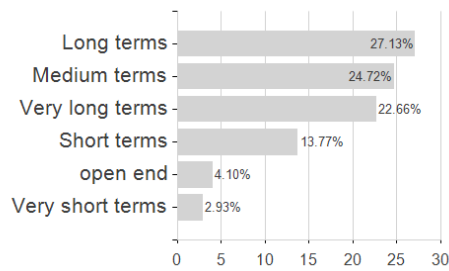
Countries



Issuer



Duration



Currencies

