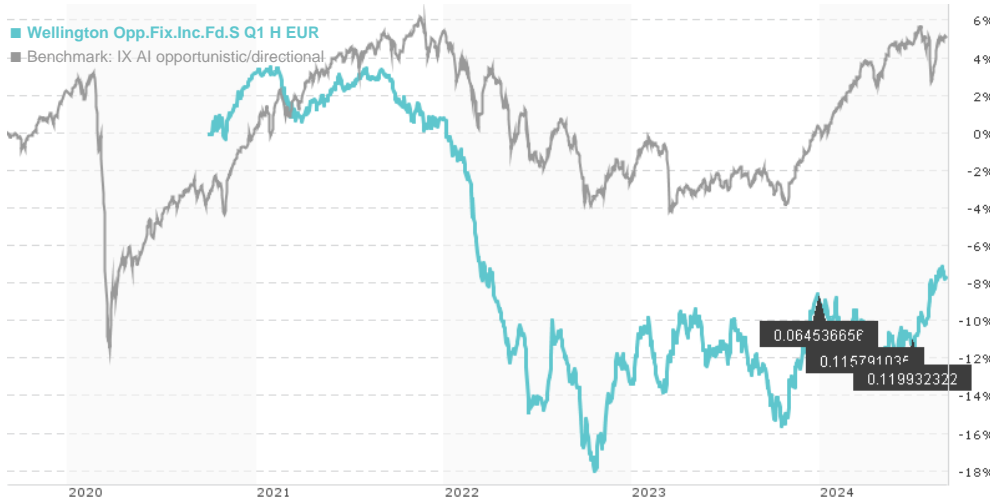


Wellington Opp.Fix.Inc.Fd.S Q1 H EUR / IE00BKX9V004 / A2QE6Y / Wellington M.Fd.(IE)

Last 09/03/2024 <sup>1</sup>	Region	Branch	Type of yield	Type
7.94 EUR	Worldwide	AI Hedgefonds Single Strategy	paying dividend	Alternative Investm.



Risk key figures

SRI	1	2	3	4	5	6	7
Mountain-View Funds Rating <sup>2</sup>	EDA <sup>3</sup>						
	-						

Yearly Performance

2023	+5.40%
2022	-14.01%
2021	-2.37%

Master data		Conditions		Other figures	
Fund type	Single fund	Issue surcharge	0.00%	Minimum investment	USD 1,000,000.00
Category	Alternative Investments	Planned administr. fee	0.00%	Savings plan	-
Sub category	AI Hedgefonds Single Strategy	Deposit fees	0.00%	UCITS / OGAW	Yes
Fund domicile	Ireland	Redemption charge	0.00%	Performance fee	0.00%
Tranch volume	(09/03/2024) USD 0.313 mill.	Ongoing charges	-	Redeployment fee	0.00%
Total volume	(09/03/2024) USD 992.77 mill.	Dividends		Investment company	
Launch date	10/2/2020	28.06.2024	0.12 EUR	Wellington M.Fd.(IE)	
KESt report funds	Yes	28.03.2024	0.12 EUR	Cardinal Place, 80 Victoria Street, SW1E 5JL, London	
Business year start	01.01.	29.12.2023	0.06 EUR	United Kingdom	
Sustainability type	-	29.09.2023	0.15 EUR	https://www.wellingtonfunds.com	
Fund manager	Brian Garvey, Brij Khurana	30.06.2023	0.10 EUR		

Performance	1M	6M	YTD	1Y	2Y	3Y	5Y	Since start
Performance	+0.17%	+2.86%	+1.10%	+5.73%	+6.50%	-10.64%	-	-7.64%
Performance p.a.	-	-	-	+5.75%	+3.21%	-3.68%	-	-2.01%
Sharpe ratio	-0.30	0.42	-0.34	0.39	-0.04	-1.19	-	-1.01
Volatility	4.42%	5.48%	5.41%	5.95%	6.18%	5.99%	0.00%	5.45%
Worst month	-	-3.16%	-3.16%	-3.16%	-4.37%	-4.43%	0.00%	-4.43%
Best month	-	1.88%	3.43%	4.06%	4.06%	5.20%	0.00%	5.20%
Maximum loss	-0.78%	-3.87%	-4.57%	-4.75%	-6.87%	-20.65%	0.00%	-

Distribution permission

Austria, Germany, Switzerland

<sup>1</sup> Important note on update status: The displayed date refers exclusively to the calculation of the NAV.

<sup>2</sup> The Mountain-View Data Fund Rating calculates a comparative ranking for funds using yield, volatility and trend data. For more information visit [MVD Funds Rating](#)

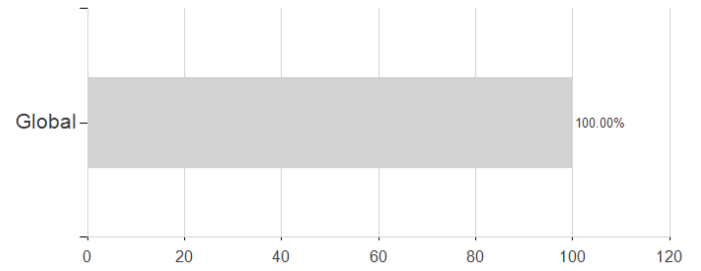
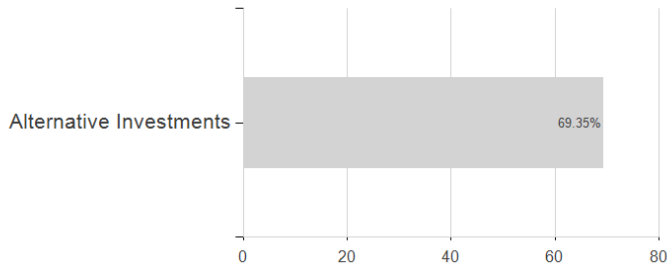
<sup>3</sup> Displays the Ethical-Dynamical Ratio calculated according to standard criteria. The maximum value is 100. For more information visit [EDA](#)

Wellington Opp.Fix.Inc.Fd.S Q1 H EUR / IE00BKX9V004 / A2QE6Y / Wellington M.Fd.(IE)

Assessment Structure

Assets

Countries



Currencies

Branches

Rating

