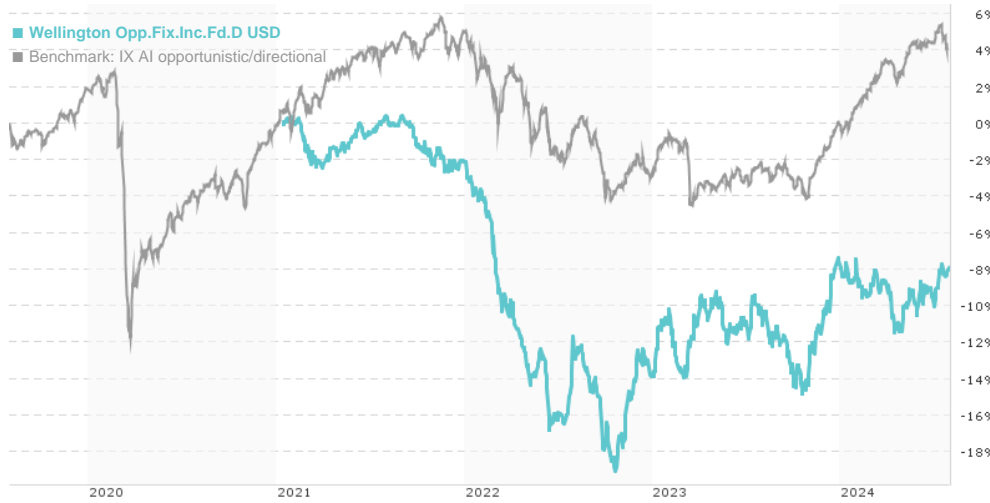


Wellington Opp.Fix.Inc.Fd.D USD / IE00BD960100 / A2H6QW / Wellington M.Fd.(IE)

Last 07/30/2024 <sup>1</sup>	Region	Branch	Type of yield	Type
10.78 USD	Worldwide	AI Hedgefonds Single Strategy	reinvestment	Alternative Investm.



Risk key figures

SRI	1	2	3	4	5	6	7
-----	---	---	---	---	---	---	---

Mountain-View Funds Rating<sup>2</sup> EDA<sup>3</sup>

- -

Yearly Performance

2023	+7.42%
2022	-12.04%
2021	-2.03%

Master data		Conditions		Other figures	
Fund type	Single fund	Issue surcharge	5.00%	Minimum investment	USD 5,000.00
Category	Alternative Investments	Planned administr. fee	0.00%	Savings plan	-
Sub category	AI Hedgefonds Single Strategy	Deposit fees	0.00%	UCITS / OGAW	Yes
Fund domicile	Ireland	Redemption charge	0.00%	Performance fee	0.00%
Tranch volume	(07/30/2024) USD 28.27 mill.	Ongoing charges	-	Redeployment fee	0.00%
Total volume	(07/30/2024) USD 980.49 mill.	Dividends		Investment company	
Launch date	12/14/2017			Wellington M.Fd.(IE)	
KESt report funds	Yes			Cardinal Place, 80 Victoria Street, SW1E 5JL, London	
Business year start	01.01.			United Kingdom	
Sustainability type	-			https://www.wellingtonfunds.com	
Fund manager	Brian Garvey, Brij Khurana				

Performance	1M	6M	YTD	1Y	2Y	3Y	5Y	Since start
Performance	+2.27%	+0.54%	-0.50%	+2.40%	+5.23%	-8.26%	-	-7.89%
Performance p.a.	-	-	-	+2.40%	+2.59%	-2.83%	-	-2.29%
Sharpe ratio	6.10	-0.46	-0.83	-0.21	-0.17	-1.10	-	-1.07
Volatility	4.75%	5.56%	5.39%	5.99%	6.19%	5.91%	0.00%	5.54%
Worst month	-	-3.04%	-3.04%	-3.04%	-4.07%	-4.20%	0.00%	-4.20%
Best month	-	1.62%	3.57%	4.25%	5.42%	5.42%	0.00%	5.42%
Maximum loss	-0.70%	-4.32%	-4.32%	-5.21%	-7.92%	-19.41%	0.00%	-

Distribution permission

Austria, Germany, Switzerland

<sup>1</sup> Important note on update status: The displayed date refers exclusively to the calculation of the NAV.

<sup>2</sup> The Mountain-View Data Fund Rating calculates a comparative ranking for funds using yield, volatility and trend data. For more information visit [MVD Funds Rating](#)

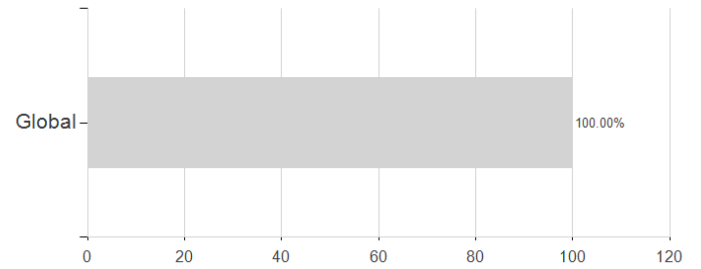
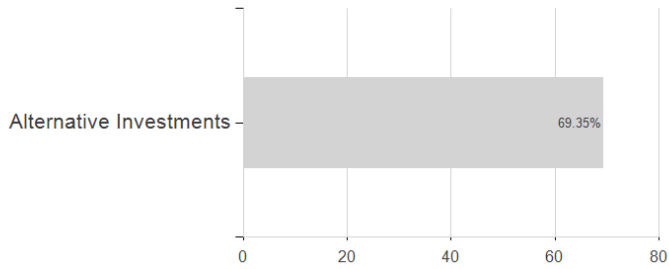
<sup>3</sup> Displays the Ethical-Dynamical Ratio calculated according to standard criteria. The maximum value is 100. For more information visit [EDA](#)

Wellington Opp.Fix.Inc.Fd.D USD / IE00BD960100 / A2H6QW / Wellington M.Fd.(IE)

Assessment Structure

Assets

Countries



Currencies

Branches

Rating

