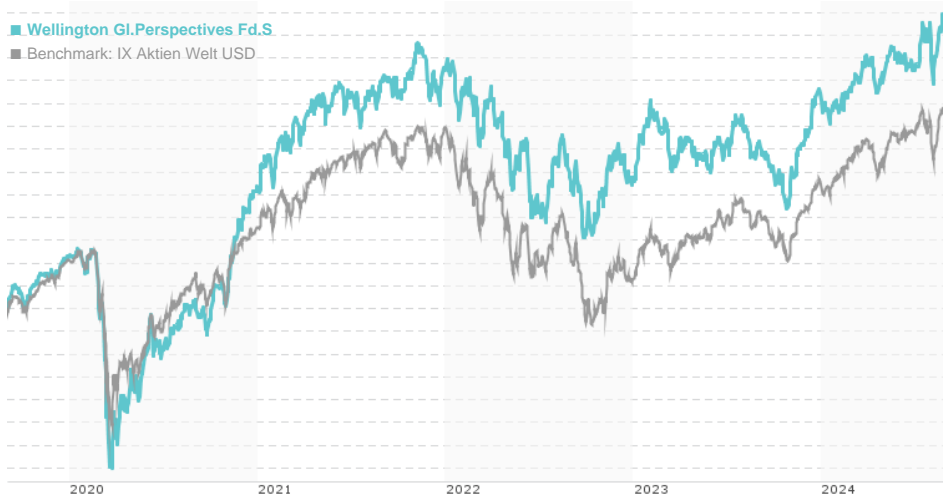


Wellington Gl.Perspectives Fd.S / IE00BQV17M41 / A12B7B / Wellington M.Fd.(IE)

Last 08/29/2024 <sup>1</sup>	Region	Branch	Type of yield	Type
20.58 USD	Worldwide	Mixed Sectors	reinvestment	Equity Fund



Risk key figures

SRI	1	2	3	4	5	6	7
Mountain-View Funds Rating <sup>2</sup>	EDA <sup>3</sup>						
	▲▲▲▲▲▲▲						

Yearly Performance

2023	+14.44%
2022	-15.54%
2021	+20.48%
2020	+13.48%
2019	+21.03%

Master data		Conditions		Other figures	
Fund type	Single fund	Issue surcharge	0.00%	Minimum investment	USD 1,000,000.00
Category	Equity	Planned administr. fee	0.00%	Savings plan	-
Sub category	Mixed Sectors	Deposit fees	0.00%	UCITS / OGAW	Yes
Fund domicile	Ireland	Redemption charge	0.00%	Performance fee	0.00%
Tranch volume	(08/29/2024) USD 45.80 mill.	Ongoing charges	-	Redeployment fee	0.00%
Total volume	(08/29/2024) USD 383.91 mill.	Dividends		Investment company	
Launch date	10/30/2015	Wellington M.Fd.(IE)			
KESt report funds	Yes	Cardinal Place, 80 Victoria Street, SW1E 5JL, London			
Business year start	01.01.	United Kingdom			
Sustainability type	-	https://www.wellingtonfunds.com			
Fund manager	Kenny Abrams				

Performance	1M	6M	YTD	1Y	2Y	3Y	5Y	Since start
Performance	+1.83%	+10.31%	+10.97%	+20.68%	+25.85%	+8.95%	+63.12%	+57.88%
Performance p.a.	-	-	-	+20.61%	+12.16%	+2.90%	+10.27%	+6.92%
Sharpe ratio	0.98	1.35	1.02	1.23	0.56	-0.04	0.33	0.18
Volatility	20.74%	13.49%	13.31%	13.93%	15.46%	16.79%	20.44%	18.59%
Worst month	-	-3.92%	-3.92%	-5.71%	-9.31%	-10.44%	-22.58%	-22.58%
Best month	-	6.45%	7.64%	10.57%	10.57%	10.57%	16.75%	16.75%
Maximum loss	-8.25%	-8.25%	-8.25%	-10.80%	-16.29%	-26.85%	-42.57%	-

Distribution permission

Austria, Germany, Switzerland

<sup>1</sup> Important note on update status: The displayed date refers exclusively to the calculation of the NAV.

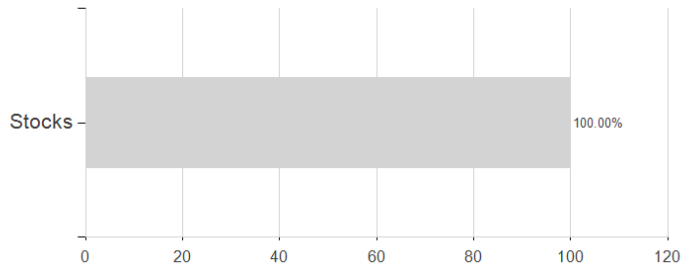
<sup>2</sup> The Mountain-View Data Fund Rating calculates a comparative ranking for funds using yield, volatility and trend data. For more information visit [MVD Funds Rating](#)

<sup>3</sup> Displays the Ethical-Dynamical Ratio calculated according to standard criteria. The maximum value is 100. For more information visit [EDA](#)

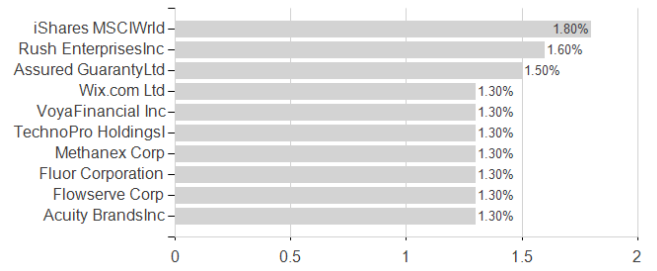
**Wellington GI.Perspectives Fd.S / IE00BQV17M41 / A12B7B / Wellington M.Fd.(IE)**

Assessment Structure

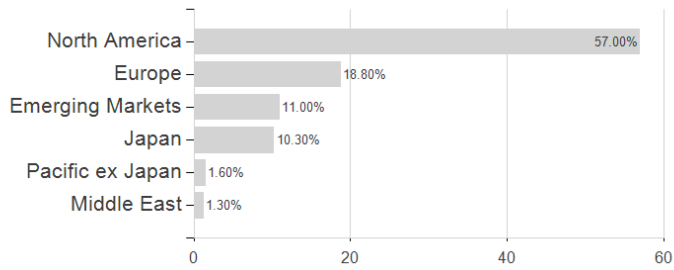
Assets



Largest positions



Countries



Branches

