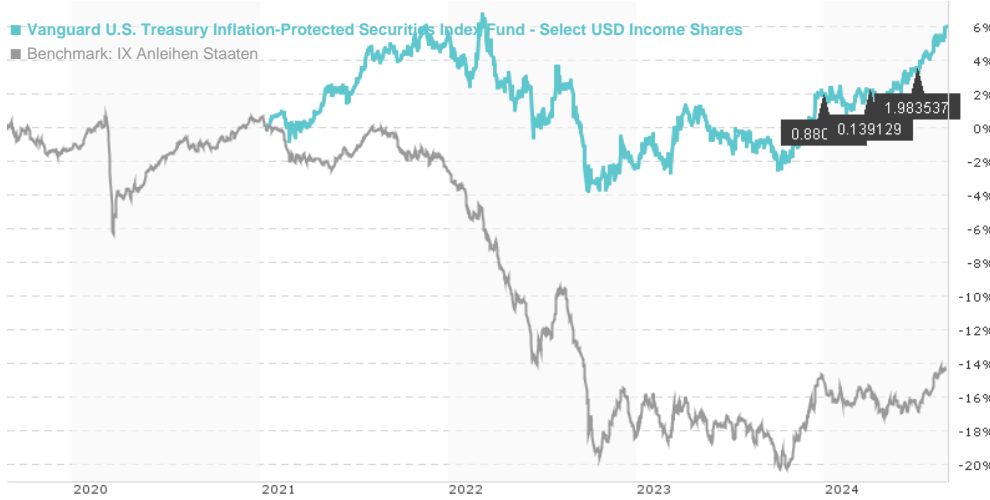


Vanguard U.S. Treasury Inflation-Protected Securities Index Fund - Select USD Income Shares / IE00BD87Q500 /

Last 08/26/2024 ¹	Country	Branch	Type of yield	Type
95.63 USD	United States of America	Government Bonds	paying dividend	Fixed-Income Fund



Risk key figures

SRI	1	2	3	4	5	6	7
Mountain-View Funds Rating ²	EDA ³						

Yearly Performance

2023	+4.44%
2022	-7.54%
2021	+5.68%

Master data		Conditions		Other figures	
Fund type	Single fund	Issue surcharge	0.00%	Minimum investment	USD 1,000,000,000.00
Category	Bonds	Planned administr. fee	0.00%	Savings plan	-
Sub category	Government Bonds	Deposit fees	0.00%	UCITS / OGAW	Yes
Fund domicile	Ireland	Redemption charge	0.00%	Performance fee	0.00%
Tranch volume	(08/26/2024) USD 41.40 mill.	Ongoing charges	-	Redeployment fee	0.00%
Total volume	(08/26/2024) USD 1,392.29 mill.	Dividends		Investment company	
Launch date	10/24/2016	28.06.2024	1.98 USD	Vanguard Group (IE)	
KESr report funds	Yes	28.03.2024	0.14 USD	30 Herbert Street, D02 W329, Dublin 2	
Business year start	01.01.	29.12.2023	0.88 USD	Ireland	
Sustainability type	-	29.09.2023	0.72 USD	https://www.vanguard.co.uk	
Fund manager	Vanguard Global Advisers, LLC - Global Fixed Income Team	30.06.2023	1.40 USD		

Performance	1M	6M	YTD	1Y	2Y	3Y	5Y	Since start
Performance	+1.53%	+4.70%	+3.94%	+7.16%	+3.36%	+1.72%	-	+6.08%
Performance p.a.	-	-	-	+7.18%	+1.67%	+0.57%	-	+1.64%
Sharpe ratio	4.93	2.04	0.81	0.98	-0.38	-0.58	-	-0.39
Volatility	3.25%	3.00%	3.23%	3.74%	4.90%	5.10%	0.00%	4.85%
Worst month	-	-0.87%	-0.87%	-0.97%	-5.01%	-5.01%	0.00%	-5.01%
Best month	-	1.47%	1.88%	1.88%	2.76%	3.55%	0.00%	3.55%
Maximum loss	-0.55%	-0.97%	-1.49%	-1.88%	-6.17%	-9.84%	0.00%	-

Distribution permission

Austria, Germany, Switzerland

¹ Important note on update status: The displayed date refers exclusively to the calculation of the NAV.

² The Mountain-View Data Fund Rating calculates a comparative ranking for funds using yield, volatility and trend data. For more information visit [MVD Funds Rating](#)

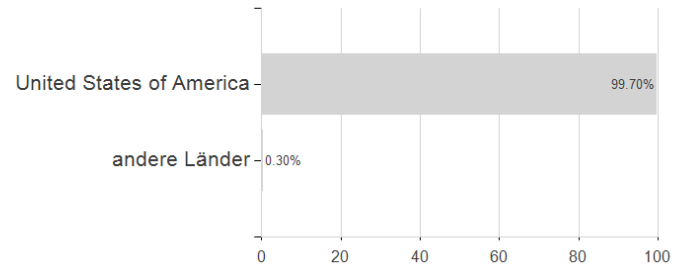
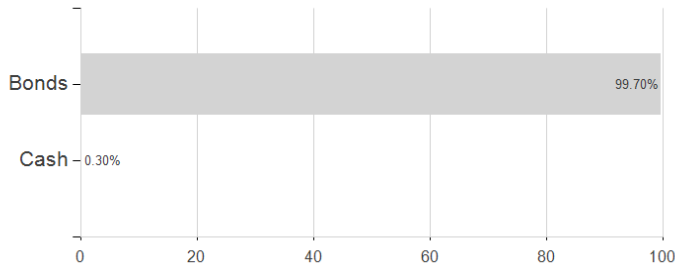
³ Displays the Ethical-Dynamical Ratio calculated according to standard criteria. The maximum value is 100. For more information visit [EDA](#)

Vanguard U.S. Treasury Inflation-Protected Securities Index Fund - Select USD Income Shares / IE00BD87Q500 /

Assessment Structure

Assets

Countries



Rating

Issuer

Duration

