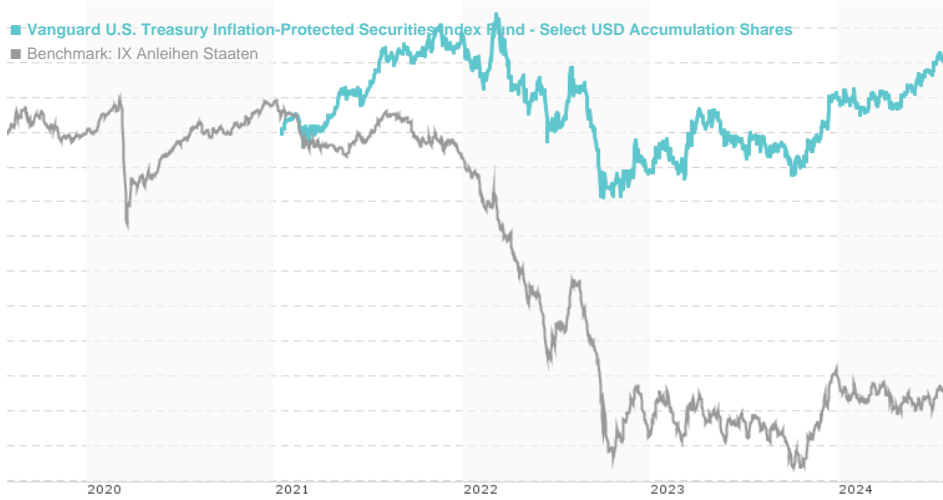


Vanguard U.S. Treasury Inflation-Protected Securities Index Fund - Select USD Accumulation Shares /

Last 07/29/2024 ¹	Country	Branch	Type of yield	Type
121.03 USD	United States of America	Government Bonds	reinvestment	Fixed-Income Fund



Risk key figures

SRI	1	2	3	4	5	6	7
Mountain-View Funds Rating ²	EDA ³						
	▲▲▲▲▲▲▲						

Yearly Performance

2023	+4.44%
2022	-7.54%
2021	+5.69%

Master data		Conditions		Other figures	
Fund type	Single fund	Issue surcharge	0.00%	Minimum investment	USD 1,000,000,000.00
Category	Bonds	Planned administr. fee	0.00%	Savings plan	-
Sub category	Government Bonds	Deposit fees	0.00%	UCITS / OGAW	Yes
Fund domicile	Ireland	Redemption charge	0.00%	Performance fee	0.00%
Tranch volume	(07/29/2024) USD 590.43 mill.	Ongoing charges	-	Redeployment fee	0.00%
Total volume	(07/29/2024) USD 1,328.78 mill.	Dividends		Investment company	
Launch date	10/24/2016	Vanguard Group (IE)			
KESr report funds	Yes	30 Herbert Street, D02 W329, Dublin 2			
Business year start	01.01.	Ireland			
Sustainability type	-	https://www.vanguard.co.uk			
Fund manager	John Madziyire				

Performance	1M	6M	YTD	1Y	2Y	3Y	5Y	Since start
Performance	+1.15%	+2.35%	+2.45%	+4.75%	+0.78%	-0.14%	-	+4.56%
Performance p.a.	-	-	-	+4.76%	+0.39%	-0.05%	-	+1.27%
Sharpe ratio	5.46	0.35	0.20	0.29	-0.66	-0.73	-	-0.49
Volatility	2.26%	3.20%	3.21%	3.83%	4.99%	5.08%	0.00%	4.87%
Worst month	-	-0.87%	-0.87%	-0.97%	-5.01%	-5.01%	0.00%	-5.01%
Best month	-	1.32%	1.88%	1.88%	3.55%	3.55%	0.00%	3.55%
Maximum loss	-0.49%	-1.49%	-1.49%	-2.25%	-7.19%	-9.84%	0.00%	-

Distribution permission

Austria, Germany, Switzerland

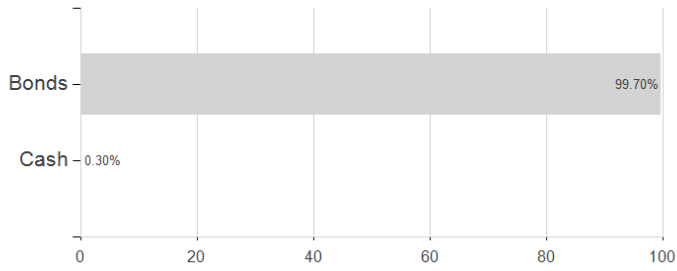
¹ Important note on update status: The displayed date refers exclusively to the calculation of the NAV.
² The Mountain-View Data Fund Rating calculates a comparative ranking for funds using yield, volatility and trend data. For more information visit [MVD Funds Rating](#)

Vanguard U.S. Treasury Inflation-Protected Securities Index Fund - Select USD Accumulation Shares /

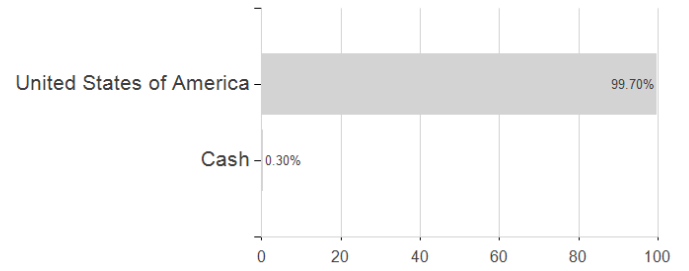
3 Displays the Ethical-Dynamical Ratio calculated according to standard criteria. The maximum value is 100. For more information visit [EDA](#)

Assessment Structure

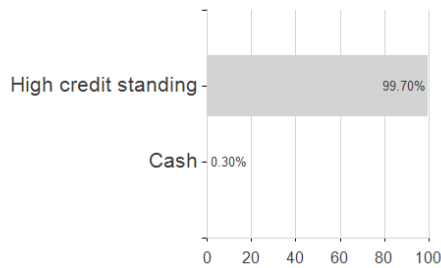
Assets



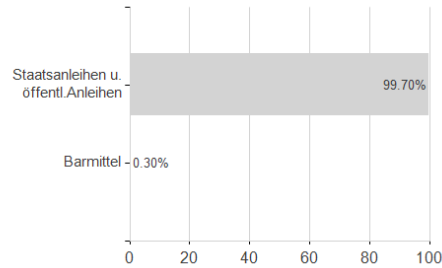
Countries



Rating



Issuer



Duration

