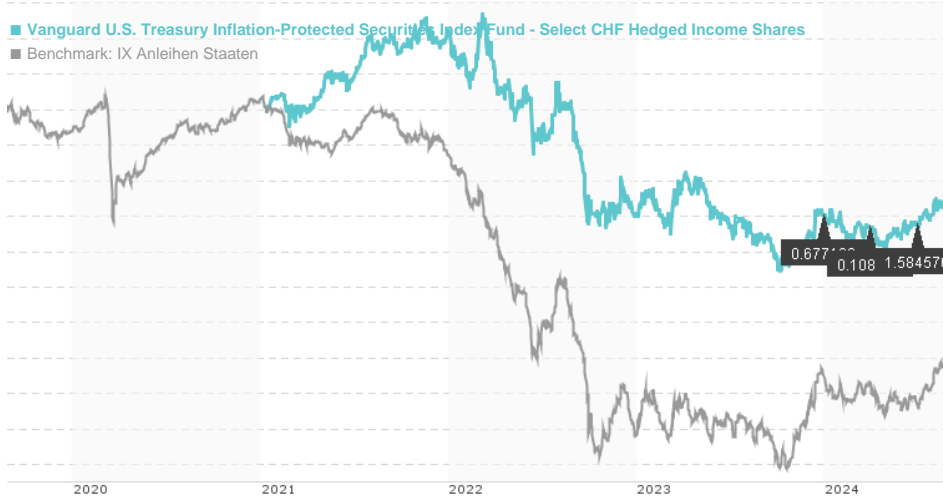


Vanguard U.S. Treasury Inflation-Protected Securities Index Fund - Select CHF Hedged Income Shares /

Last 08/26/2024 ¹	Country	Branch	Type of yield	Type
76.24 CHF	United States of America	Government Bonds	paying dividend	Fixed-Income Fund



Risk key figures

SRI	1	2	3	4	5	6	7	
Mountain-View Funds Rating ²	EDA ³						-	

Yearly Performance

2023	+0.08%
2022	-10.02%
2021	+4.53%

Master data		Conditions		Other figures	
Fund type	Single fund	Issue surcharge	0.00%	Minimum investment	CHF 1,000,000,000.00
Category	Bonds	Planned administr. fee	0.00%	Savings plan	-
Sub category	Government Bonds	Deposit fees	0.00%	UCITS / OGAW	Yes
Fund domicile	Ireland	Redemption charge	0.00%	Performance fee	0.00%
Tranch volume	(08/26/2024) USD 5.98 mill.	Ongoing charges	-	Redeployment fee	0.00%
Total volume	(08/26/2024) USD 1,392.29 mill.	Dividends		Investment company	
Launch date	10/25/2016	28.06.2024	1.58 CHF	Vanguard Group (IE)	
KESr report funds	Yes	28.03.2024	0.11 CHF	30 Herbert Street, D02 W329, Dublin 2	
Business year start	01.01.	29.12.2023	0.68 CHF	Ireland	
Sustainability type	-	29.09.2023	0.62 CHF	https://www.vanguard.co.uk	
Fund manager	Vanguard Global Advisers, LLC - Global Fixed Income Team	30.06.2023	1.17 CHF		

Performance	1M	6M	YTD	1Y	2Y	3Y	5Y	Since start
Performance	+1.14%	+2.50%	+1.13%	+2.69%	-5.04%	-8.08%	-	-4.81%
Performance p.a.	-	-	-	+2.70%	-2.55%	-2.77%	-	-1.35%
Sharpe ratio	3.31	0.52	-0.55	-0.22	-1.23	-1.23	-	-1.00
Volatility	3.25%	3.01%	3.26%	3.76%	4.92%	5.14%	0.00%	4.89%
Worst month	-	-1.22%	-1.22%	-1.31%	-5.32%	-5.32%	0.00%	-5.32%
Best month	-	1.07%	1.48%	1.48%	2.33%	3.36%	0.00%	3.36%
Maximum loss	-0.62%	-1.46%	-2.18%	-2.23%	-9.23%	-13.68%	0.00%	-

Distribution permission

Austria, Germany, Switzerland

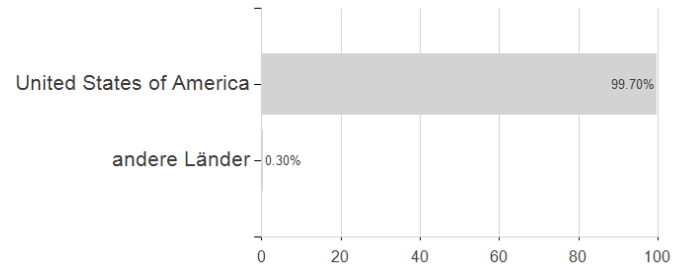
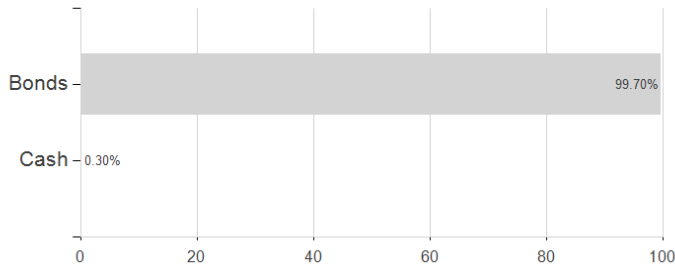
¹ Important note on update status: The displayed date refers exclusively to the calculation of the NAV.
² The Mountain-View Data Fund Rating calculates a comparative ranking for funds using yield, volatility and trend data. For more information visit [MVD Funds Rating](#)
³ Displays the Ethical-Dynamical Ratio calculated according to standard criteria. The maximum value is 100. For more information visit [EDA](#)

Vanguard U.S. Treasury Inflation-Protected Securities Index Fund - Select CHF Hedged Income Shares /

Assessment Structure

Assets

Countries



Rating

Issuer

Duration

