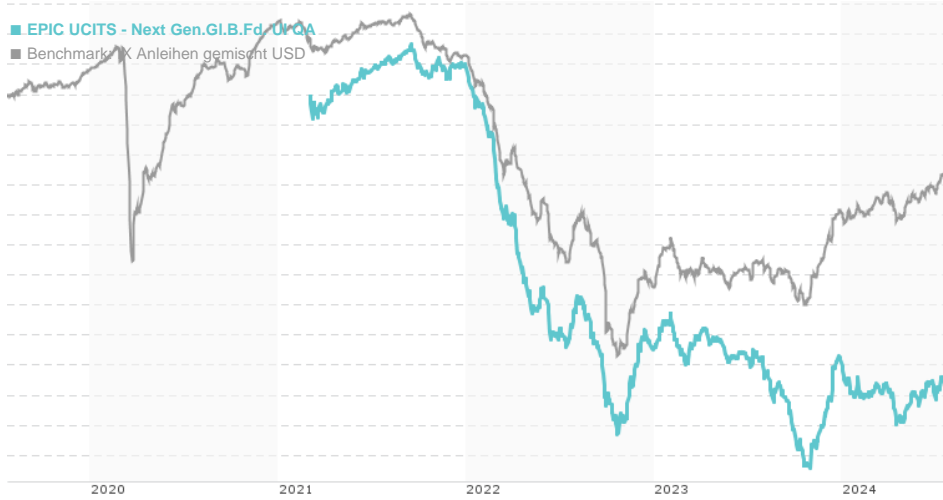


**EPIC UCITS - Next Gen.GI.B.Fd. UI QA / LU1483929516 / A2AQ2T / Universal-Inv. (LU)**

|                              |           |              |               |                   |
|------------------------------|-----------|--------------|---------------|-------------------|
| Last 07/22/2024 <sup>1</sup> | Region    | Branch       | Type of yield | Type              |
| 95.84 EUR                    | Worldwide | Bonds: Mixed | reinvestment  | Fixed-Income Fund |



**Risk key figures**

|   |   |   |   |   |   |   |                  |    |
|---|---|---|---|---|---|---|------------------|----|
| SRI                                     | 1 | 2 | 3 | 4 | 5 | 6 | 7                |    |
| Mountain-View Funds Rating <sup>2</sup> |   |   |   |   |   |   | EDA <sup>3</sup> | 68 |

**Yearly Performance**

|      |         |
|------|---------|
| 2023 | -0.76%  |
| 2022 | -18.62% |

| Master data         |                              | Conditions                                |       | Other figures             |                |
|---------------------|------------------------------|---|-------|---------------------------|----------------|
| Fund type           | Single fund                  | Issue surcharge                           | 3.00% | Minimum investment        | EUR 100,000.00 |
| Category            | Bonds                        | Planned administr. fee                    | 0.00% | Savings plan              | -              |
| Sub category        | Bonds: Mixed                 | Deposit fees                              | 0.10% | UCITS / OGAW              | Yes            |
| Fund domicile       | Luxembourg                   | Redemption charge                         | 0.00% | Performance fee           | 0.00%          |
| Tranch volume       | (07/22/2024) EUR 2.52 mill.  | Ongoing charges                           | -     | Redeployment fee          | 0.00%          |
| Total volume        | (07/22/2024) EUR 16.14 mill. | <b>Dividends</b>                          |       | <b>Investment company</b> |                |
| Launch date         | 12/19/2016                   | Universal-Inv. (LU)                       |       |                           |                |
| KESt report funds   | Yes                          | 15, rue de Flaxweiler, 6776, Grevenmacher |       |                           |                |
| Business year start | 01.01.                       | Luxembourg                                |       |                           |                |
| Sustainability type | -                            | https://www.universal-investment.com      |       |                           |                |
| Fund manager        | EPIC Markets (UK) LLP        |   |       |                           |                |

| Performance      | 1M     | 6M     | YTD    | 1Y     | 2Y      | 3Y      | 5Y    | Since start |
|------------------|--------|--------|--------|--------|---------|---------|-------|-------------|
| Performance      | -0.27% | +0.54% | -2.06% | -2.15% | -4.77%  | -21.00% | -     | -19.25%     |
| Performance p.a. | -      | -      | -      | -2.16% | -2.41%  | -7.55%  | -     | -6.12%      |
| Sharpe ratio     | -1.44  | -0.54  | -1.53  | -1.05  | -1.08   | -2.11   | -     | -1.89       |
| Volatility       | 4.97%  | 4.81%  | 4.83%  | 5.59%  | 5.64%   | 5.35%   | 0.00% | 5.19%       |
| Worst month      | -      | -3.23% | -3.23% | -3.90% | -6.18%  | -6.18%  | 0.00% | -6.18%      |
| Best month       | -      | 1.82%  | 4.73%  | 4.73%  | 4.73%   | 4.73%   | 0.00% | 4.73%       |
| Maximum loss     | -1.53% | -3.85% | -4.73% | -8.99% | -13.22% | -27.32% | 0.00% | -           |

**Distribution permission**

Austria, Germany

<sup>1</sup> Important note on update status: The displayed date refers exclusively to the calculation of the NAV.

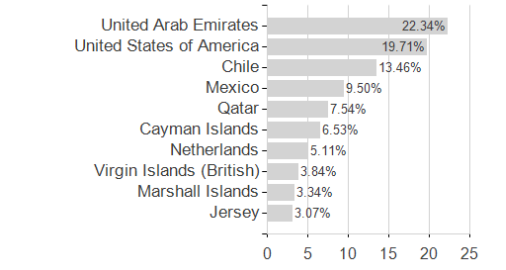

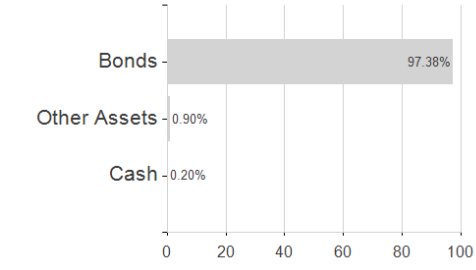
<sup>2</sup> The Mountain-View Data Fund Rating calculates a comparative ranking for funds using yield, volatility and trend data. For more information visit [MVD Funds Rating](#)

<sup>3</sup> Displays the Ethical-Dynamical Ratio calculated according to standard criteria. The maximum value is 100. For more information visit [EDA](#)

EPIC UCITS - Next Gen.GI.B.Fd. UI QA / LU1483929516 / A2AQ2T / Universal-Inv. (LU)

Assessment Structure

Assets Largest positions Countries



Issuer Duration Currencies

