

UBAM-Bell US Equity AHC EUR / LU1704633665 / A2PLYZ / UBP AM (EU)

Last 09/30/2024 ¹	Country	Branch	Type of yield	Type
372.32 EUR	United States of America	Mixed Sectors	reinvestment	Equity Fund



Risk key figures	
SRI	1 2 3 4 5 6 7
Mountain-View Funds Rating ²	EDA ³
▲▲▲▲▲	73

Yearly Performance	
2023	+13.03%
2022	-31.43%

Master data		Conditions		Other figures	
Fund type	Single fund	Issue surcharge	3.00%	Minimum investment	UNT 0
Category	Equity	Planned administr. fee	0.00%	Savings plan	-
Sub category	Mixed Sectors	Deposit fees	0.00%	UCITS / OGAW	Yes
Fund domicile	Luxembourg	Redemption charge	0.00%	Performance fee	0.00%
Tranch volume	(09/30/2024) USD 0.630 mill.	Ongoing charges	-	Redeployment fee	0.00%
Total volume	(09/30/2024) USD 70.36 mill.	Dividends		Investment company	
Launch date	7/16/2019			UBP AM (EU)	
KESt report funds	Yes			96-98, rue du Rhône, 1211, Geneva	
Business year start	01.01.			Switzerland	
Sustainability type	-			http://www.ubp.ch	
Fund manager	-				

Performance	1M	6M	YTD	1Y	2Y	3Y	5Y	Since start
Performance	+1.66%	+6.25%	+10.06%	+19.77%	+34.57%	-6.70%	-	-1.74%
Performance p.a.	-	-	-	+19.83%	+15.98%	-2.28%	-	-0.51%
Sharpe ratio	1.85	0.83	0.95	1.47	0.92	-0.29	-	-0.21
Volatility	9.77%	11.66%	10.99%	11.27%	13.87%	19.17%	0.00%	18.48%
Worst month	-	-5.02%	-5.02%	-5.58%	-11.76%	-12.41%	0.00%	-12.41%
Best month	-	3.35%	5.02%	7.25%	7.25%	10.81%	0.00%	10.81%
Maximum loss	-3.00%	-6.03%	-6.03%	-6.38%	-12.79%	-37.52%	0.00%	-

Distribution permission	
Austria, Germany, Switzerland, Czech Republic	

1 Important note on update status: The displayed date refers exclusively to the calculation of the NAV.
 2 The Mountain-View Data Fund Rating calculates a comparative ranking for funds using yield, volatility and trend data. For more information visit [MVD Funds Rating](#)
 3 Displays the Ethical-Dynamical Ratio calculated according to standard criteria. The maximum value is 100. For more information visit [EDA](#)

UBAM-Bell US Equity AHC EUR / LU1704633665 / A2PLYZ / UBP AM (EU)

Investment strategy

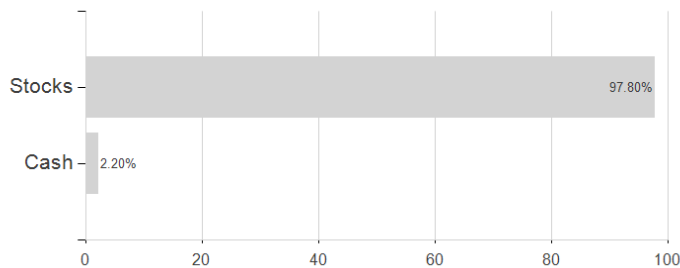
This Fund seeks to focus on securities issued by Quality companies that are attractive in terms of their fundamental attributes and potential capital gains across large, mid and small cap segments of the market. The Investment Manager defines Quality companies as companies with an optimal mix of six key factors: high quality management, consistent profitability, strong franchises, financial strength, favorable business drivers and strong Environmental, Social and Governance (ESG) characteristics. The investment strategy will be relatively concentrated and targets long term capital appreciation. The Fund is managed so that the ESG quality score, as measured by MSCI ESG Research, will remain superior to that of the S&P 500 Index (the "Benchmark"). The Fund also promotes a carbon footprint at least 25% lower than the Benchmark. The ESG analysis covers at least 90% of the Fund's portfolio. The fund uses the Benchmark for performance objective. The Benchmark is not representative of the risk profile of the Fund. The performance of the Fund is likely to be significantly different from that of the Benchmark because the Investment Manager has significant discretion to deviate from its securities and weighting.

Investment goal

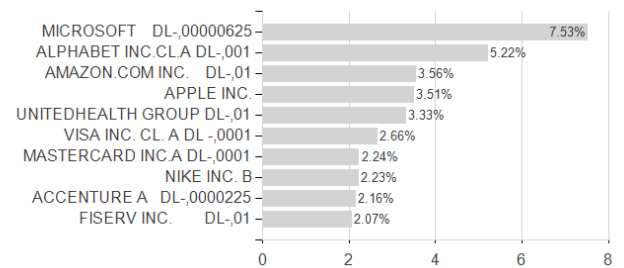
The Fund seeks to grow your capital and generate income by investing primarily in growth-oriented US equities or equivalent. The Fund is actively managed, investing at least 80% of its net assets in US companies with a minimum market capitalization of USD 1 billion.

Assessment Structure

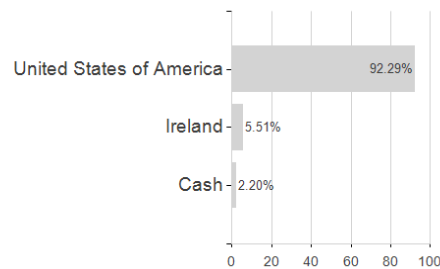
Assets



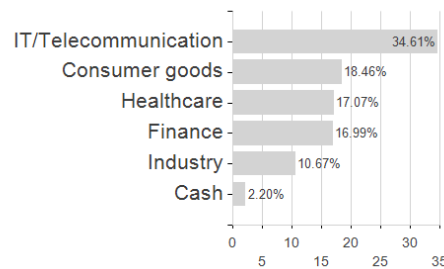
Largest positions



Countries



Branches



Currencies

