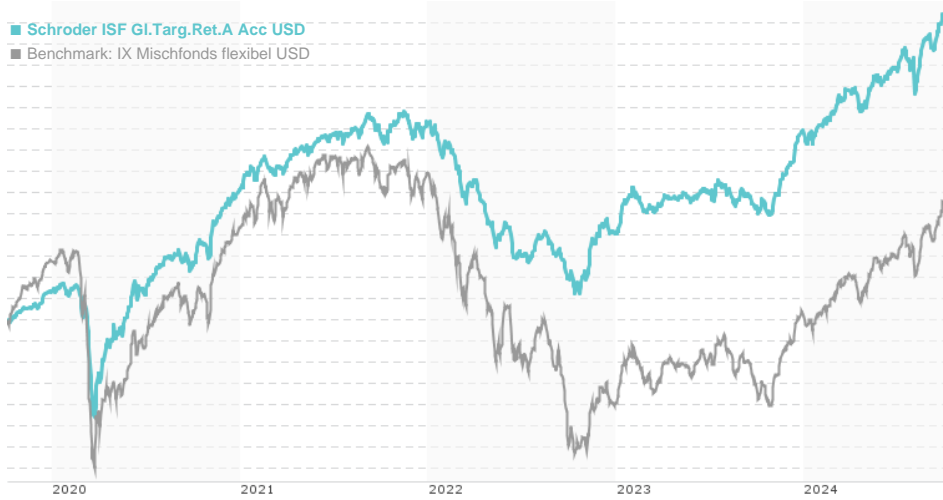


Schroder ISF GI.Targ.Ret.A Acc USD / LU1516354237 / A2DGH5 / Schroder IM (EU)

Last 10/04/2024 ¹	Region	Branch	Type of yield	Type
141.14 USD	Worldwide	Mixed fund/flexible	reinvestment	Mixed Fund



Risk key figures

SRI	1	2	3	4	5	6	7	
Mountain-View Funds Rating ²							EDA ³	70

Yearly Performance

2023	+8.95%
2022	-8.71%
2021	+5.50%
2020	+9.40%
2019	+8.98%

Master data		Conditions		Other figures	
Fund type	Single fund	Issue surcharge	4.00%	Minimum investment	USD 1,000.00
Category	Mixed Fund	Planned administr. fee	0.00%	Savings plan	-
Sub category	Mixed fund/flexible	Deposit fees	0.30%	UCITS / OGAW	Yes
Fund domicile	Luxembourg	Redemption charge	0.00%	Performance fee	0.00%
Tranch volume	(10/04/2024) USD 38.62 mill.	Ongoing charges	-	Redeployment fee	0.00%
Total volume	(10/04/2024) USD 274.56 mill.	Dividends		Investment company	
Launch date	12/7/2016	Schroder IM (EU)			
KESt report funds	Yes	5, rue Höhenhof, 1736, Senningerberg			
Business year start	01.01.	Luxembourg			
Sustainability type	-	https://www.schroders.com			
Fund manager	Sebastian Mullins, Adam Kibble				

Performance	1M	6M	YTD	1Y	2Y	3Y	5Y	Since start
Performance	+1.98%	+5.33%	+8.85%	+16.55%	+23.18%	+9.51%	+28.59%	+41.14%
Performance p.a.	-	-	-	+16.50%	+10.97%	+3.07%	+5.15%	+4.50%
Sharpe ratio	5.64	1.49	1.86	3.05	1.85	-0.04	0.42	0.32
Volatility	4.19%	5.14%	4.62%	4.37%	4.18%	4.31%	4.56%	3.95%
Worst month	-	-0.93%	-0.93%	-0.93%	-1.45%	-3.57%	-5.26%	-5.26%
Best month	-	2.06%	3.04%	3.91%	3.91%	3.91%	4.63%	4.63%
Maximum loss	-0.43%	-3.45%	-3.45%	-3.45%	-3.45%	-14.34%	-14.34%	-

Distribution permission

Austria, Germany, Switzerland, Luxembourg, Czech Republic

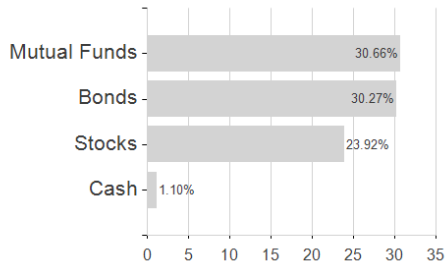
¹ Important note on update status: The displayed date refers exclusively to the calculation of the NAV.
² The Mountain-View Data Fund Rating calculates a comparative ranking for funds using yield, volatility and trend data. For more information visit [MVD Funds Rating](#)

Schroder ISF GI.Targ.Ret.A Acc USD / LU1516354237 / A2DGH5 / Schroder IM (EU)

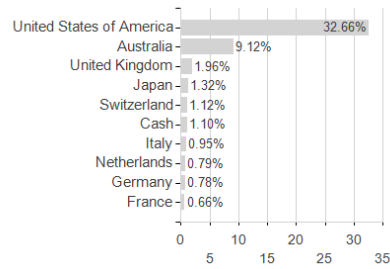
3 Displays the Ethical-Dynamical Ratio calculated according to standard criteria. The maximum value is 100. For more information visit [EDA](#)

Assessment Structure

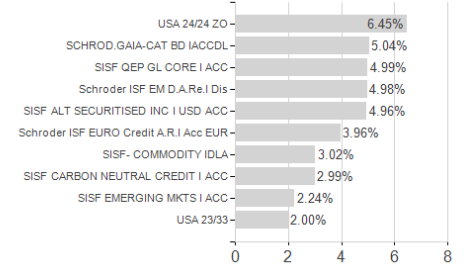
Assets



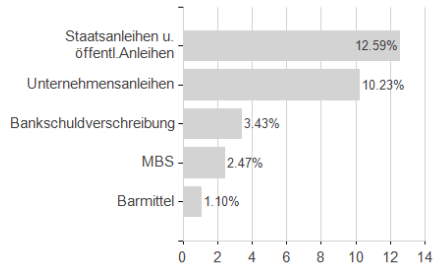
Countries



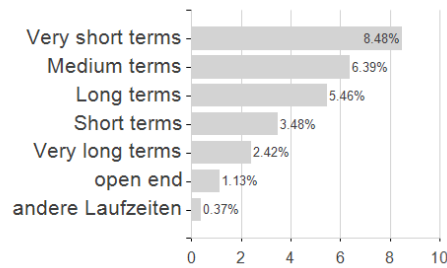
Largest positions



Issuer



Duration



Currencies

