

Schroder ISF Em.Mkt.Bd.U Dis USD / LU1884789568 / A2N8HE / Schroder IM (EU)

Last 07/04/2024 <sup>1</sup>	Region	Branch	Type of yield	Type
74.17 USD	Emerging Markets	Bonds: Mixed	paying dividend	Fixed-Income Fund



Risk key figures

SRI	1	2	3	4	5	6	7	
Mountain-View Funds Rating <sup>2</sup>							EDA <sup>3</sup>	76

Yearly Performance

2023	+11.27%
2022	-15.56%
2021	-5.94%
2020	+1.36%
2019	+9.51%

Master data		Conditions		Other figures	
Fund type	Single fund	Issue surcharge	0.00%	Minimum investment	USD 1,000.00
Category	Bonds	Planned administr. fee	0.00%	Savings plan	-
Sub category	Bonds: Mixed	Deposit fees	0.30%	UCITS / OGAW	Yes
Fund domicile	Luxembourg	Redemption charge	3.00%	Performance fee	0.00%
Tranch volume	(07/04/2024) USD 0.258 mill.	Ongoing charges	-	Redeployment fee	0.00%
Total volume	(07/04/2024) USD 1,939.43 mill.	<b>Dividends</b>		<b>Investment company</b>	
Launch date	10/24/2018	27.06.2024	0.40 USD	Schroder IM (EU)	
KEST report funds	Yes	30.05.2024	0.41 USD	5, rue Höhenhof, 1736, Senningerberg	
Business year start	01.01.	25.04.2024	0.40 USD	Luxembourg	
Sustainability type	-	28.03.2024	0.41 USD	https://www.schroders.com	
Fund manager	Fernando Grisales, TEAM	29.02.2024	0.41 USD		

Performance	1M	6M	YTD	1Y	2Y	3Y	5Y	Since start
Performance	-0.13%	+2.84%	+1.33%	+6.85%	+17.64%	-8.35%	-10.44%	-1.81%
Performance p.a.	-	-	-	+6.83%	+8.45%	-2.86%	-2.18%	-0.32%
Sharpe ratio	-1.26	0.44	-0.22	0.58	0.77	-1.06	-0.67	-0.48
Volatility	4.15%	4.66%	4.88%	5.41%	6.14%	6.18%	8.74%	8.38%
Worst month	-	-1.21%	-1.21%	-2.36%	-4.98%	-6.16%	-18.43%	-18.43%
Best month	-	1.79%	4.43%	5.30%	6.65%	6.65%	8.31%	8.31%
Maximum loss	-1.06%	-2.67%	-2.67%	-6.58%	-9.02%	-26.94%	-28.69%	-

Distribution permission

Austria, Germany, Switzerland, Luxembourg

1 Important note on update status: The displayed date refers exclusively to the calculation of the NAV.

2 The Mountain-View Data Fund Rating calculates a comparative ranking for funds using yield, volatility and trend data. For more information visit [MVD Funds Rating](#)

3 Displays the Ethical-Dynamical Ratio calculated according to standard criteria. The maximum value is 100. For more information visit [EDA](#)

**Schroder ISF Em.Mkt.Bd.U Dis USD / LU1884789568 / A2N8HE / Schroder IM (EU)**

**Investment strategy**

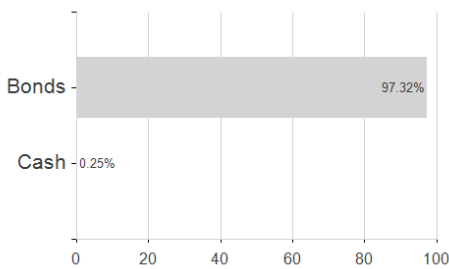
The fund is actively managed and invests at least two-thirds of its assets in fixed and floating rate securities denominated in various currencies and issued by governments, government agencies, supra-nationals and companies from the emerging markets. The fund does not invest more than 20% of its assets in asset-backed securities and mortgage-backed securities. The fund may invest in excess of 50% of its assets in bonds that have a below investment grade credit rating (as measured by Standard & Poor's or any equivalent grade of other credit rating agencies for rated bonds and implied Schroders ratings for non-rated bonds). The fund may invest up to 10% of its assets in mainland China through the Qualified Foreign Investor ("QFI") scheme or Regulated Markets (including the Chinese Interbank Bond Market (CIBM) via Bond Connect or CIBM Direct).

**Investment goal**

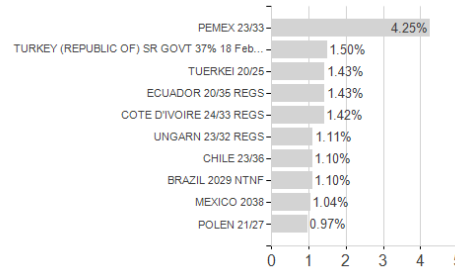
The fund aims to provide capital growth and income in excess of the JP Morgan Emerging Market Blend Equal Weighted Index after fees have been deducted over a three to five year period by investing in bonds issued by governments, government agencies, supra-nationals and companies from the emerging markets.

**Assessment Structure**

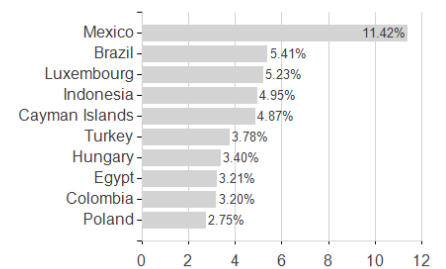
**Assets**



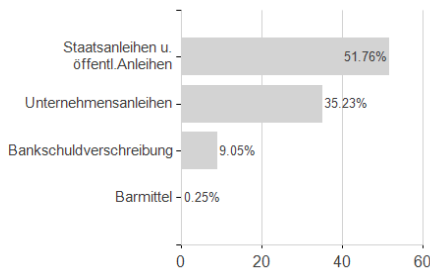
**Largest positions**



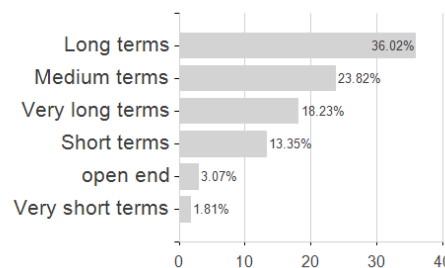
**Countries**



**Issuer**



**Duration**



**Currencies**

