

GVS Golden Opportunities - I / LI0502181477 / A2PUB4 / Ahead Wealth Sol.

Last 08/22/2024 ¹	Region	Branch	Type of yield	Type
103.85 EUR	Worldwide	Mixed fund/flexible	paying dividend	Mixed Fund



Risk key figures

SRI	1	2	3	4	5	6	7	
Mountain-View Funds Rating ²							EDA ³	75

Yearly Performance

2023	+2.87%
2022	-6.16%
2021	-9.83%
2020	-4.15%

Master data		Conditions		Other figures	
Fund type	Single fund	Issue surcharge	2.50%	Minimum investment	EUR 100,000.00
Category	Mixed Fund	Planned administr. fee	0.00%	Savings plan	-
Sub category	Mixed fund/flexible	Deposit fees	0.00%	UCITS / OGAW	-
Fund domicile	Liechtenstein	Redemption charge	0.00%	Performance fee	15.00%
Tranch volume	(08/22/2024) EUR 6.99 mill.	Ongoing charges	-	Redeployment fee	0.00%
Total volume	(08/22/2024) EUR 7.33 mill.	Dividends		Investment company	
Launch date	12/2/2019			Ahead Wealth Sol.	
KESt report funds	No			Austrasse 37, 9490, Vaduz	
Business year start	01.01.			Liechtenstein	
Sustainability type	-			https://www.ahead.li	
Fund manager	-				

Performance	1M	6M	YTD	1Y	2Y	3Y	5Y	Since start
Performance	-0.66%	+26.32%	+17.96%	+23.63%	+23.88%	+16.07%	-	+3.85%
Performance p.a.	-	-	-	+23.56%	+11.29%	+5.09%	-	+0.80%
Sharpe ratio	-0.94	3.41	1.62	1.28	0.45	0.09	-	-0.14
Volatility	11.80%	16.48%	16.09%	15.64%	17.29%	17.24%	0.00%	19.14%
Worst month	-	-3.07%	-3.09%	-4.69%	-8.57%	-8.57%	-14.69%	-14.69%
Best month	-	13.49%	13.49%	13.49%	13.49%	13.49%	27.35%	27.35%
Maximum loss	-3.57%	-5.15%	-5.53%	-9.79%	-16.62%	-22.23%	0.00%	-

¹ Important note on update status: The displayed date refers exclusively to the calculation of the NAV.

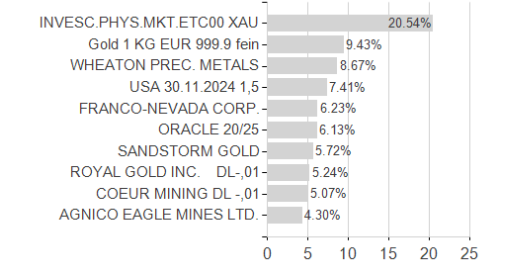
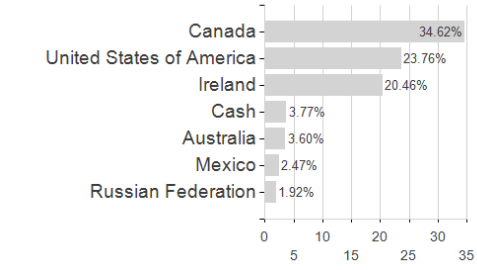
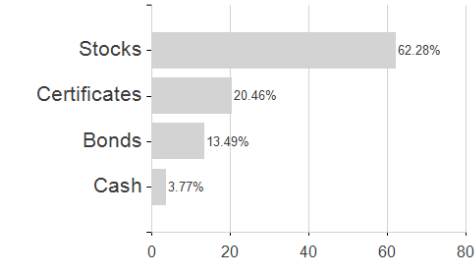
² The Mountain-View Data Fund Rating calculates a comparative ranking for funds using yield, volatility and trend data. For more information visit [MVD Funds Rating](#)

³ Displays the Ethical-Dynamical Ratio calculated according to standard criteria. The maximum value is 100. For more information visit [EDA](#)

GVS Golden Opportunities - I / LI0502181477 / A2PUB4 / Ahead Wealth Sol.

Assessment Structure

Assets Countries Largest positions



Issuer

Duration

Currencies

