

Schroder ISF China Opp.IZ Dis EUR H / LU1732476996 / A2H9QP / Schroder IM (EU)

Last 09/05/2024 ¹	Country	Branch	Type of yield	Type
223.31 EUR	China	Mixed Sectors	paying dividend	Equity Fund



Risk key figures

SRI	1	2	3	4	5	6	7	
Mountain-View Funds Rating ²							EDA ³	75

Yearly Performance

2023	-18.81%
2022	-22.35%
2021	-14.72%
2020	+40.77%
2019	+17.43%

Master data		Conditions		Other figures	
Fund type	Single fund	Issue surcharge	0.00%	Minimum investment	EUR 100,000,000.00
Category	Equity	Planned administr. fee	0.00%	Savings plan	-
Sub category	Mixed Sectors	Deposit fees	0.30%	UCITS / OGAW	Yes
Fund domicile	Luxembourg	Redemption charge	0.00%	Performance fee	0.00%
Tranch volume	(09/05/2024) USD 0.008 mill.	Ongoing charges	-	Redeployment fee	0.00%
Total volume	(09/05/2024) USD 837.11 mill.	Dividends		Investment company	
Launch date	12/15/2017	27.06.2024	3.20 EUR	Schroder IM (EU)	
KESt report funds	Yes	28.12.2023	2.92 EUR	5, rue Höhenhof, 1736, Senningerberg	
Business year start	01.01.	15.06.2023	1.95 EUR	Luxembourg	
Sustainability type	-	15.12.2022	1.25 EUR	https://www.schroders.com	
Fund manager	Louisa Lo	30.06.2022	2.87 EUR		

Performance	1M	6M	YTD	1Y	2Y	3Y	5Y	Since start
Performance	+3.39%	-0.39%	-7.16%	-17.36%	-24.82%	-48.13%	-24.16%	-30.01%
Performance p.a.	-	-	-	-17.32%	-13.28%	-19.65%	-5.37%	-5.16%
Sharpe ratio	3.19	-0.24	-0.68	-1.05	-0.70	-0.90	-0.36	-0.37
Volatility	13.98%	17.90%	20.25%	19.74%	24.10%	25.72%	24.87%	23.49%
Worst month	-	-4.71%	-13.79%	-13.79%	-14.46%	-14.46%	-14.46%	-14.46%
Best month	-	4.47%	8.53%	8.53%	24.34%	24.34%	24.34%	24.34%
Maximum loss	-1.78%	-15.94%	-15.94%	-24.07%	-41.57%	-52.69%	-61.67%	-

Distribution permission

Austria, Germany, Switzerland, Luxembourg, Czech Republic

¹ Important note on update status: The displayed date refers exclusively to the calculation of the NAV.

² The Mountain-View Data Fund Rating calculates a comparative ranking for funds using yield, volatility and trend data. For more information visit [MVD Funds Rating](#)

³ Displays the Ethical-Dynamical Ratio calculated according to standard criteria. The maximum value is 100. For more information visit [EDA](#)

Schroder ISF China Opp.IZ Dis EUR H / LU1732476996 / A2H9QP / Schroder IM (EU)

Investment strategy

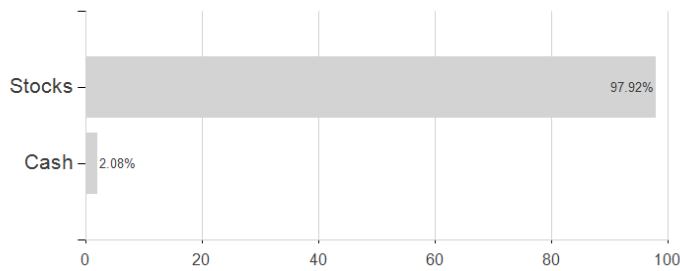
The fund is actively managed and invests at least two thirds of its assets in equity and equity-related securities of Chinese companies. The fund may invest directly in China B-Shares and China H Shares and may invest less than 50% of its assets (on a net basis) directly or indirectly (for example via participatory notes) in China A Shares through (i) Shanghai-Hong Kong Stock Connect and Shenzhen-Hong Kong Stock Connect, (ii) the Qualified Foreign Investor ("QFI") scheme, (iii) shares listed on the Science Technology and Innovation (STAR) Board and the ChinNext, and (iv) regulated markets. The fund may also invest up to one-third of its assets directly or indirectly in other securities (including other asset classes), countries, regions, industries or currencies, investment funds, warrants and money market investments, and hold cash (subject to the restrictions provided in the prospectus). The fund may use derivatives with the aim of reducing risk or managing the fund more efficiently. The fund is valued with reference to the net asset value of the underlying assets.

Investment goal

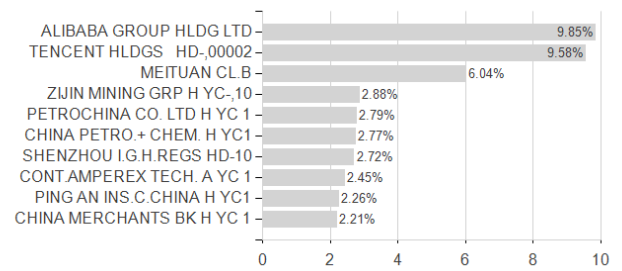
The fund aims to provide capital growth in excess of the MSCI China (Net TR) Index after fees have been deducted over a three to five year period by investing in equities of Chinese companies.

Assessment Structure

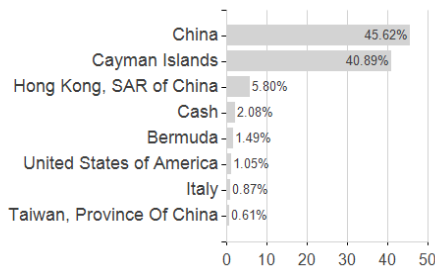
Assets



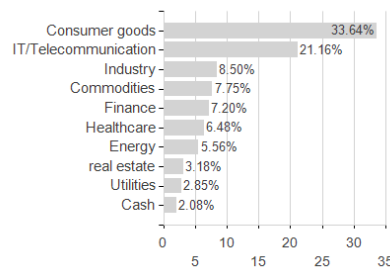
Largest positions



Countries



Branches



Currencies

