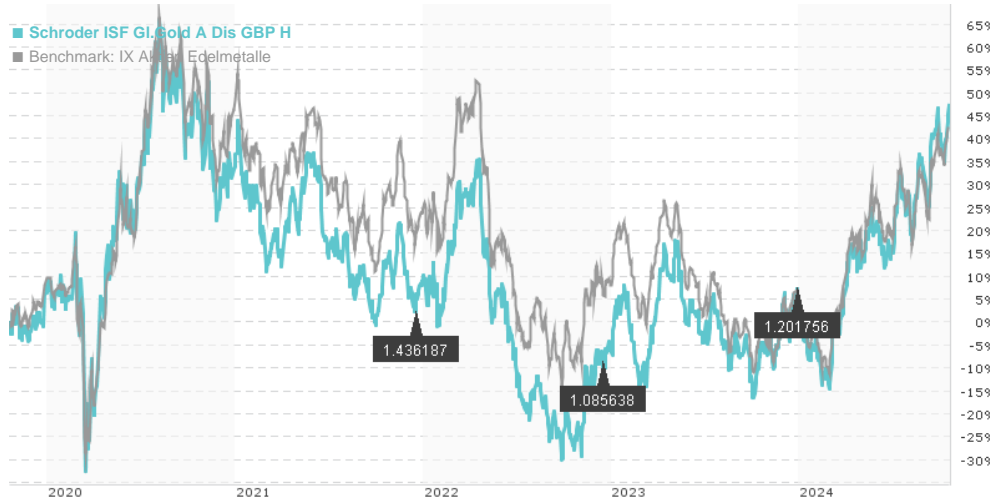


Schroder ISF GI.Gold A Dis GBP H / LU1223083327 / A2AJQQ / Schroder IM (EU)

Last 10/18/2024 ¹	Region	Branch	Type of yield	Type
91.07 GBP	Worldwide	Sector Precious Metals	paying dividend	Equity Fund



Risk key figures

SRI 1 2 3 4 5 6 7

Mountain-View Funds Rating²EDA³

78

Yearly Performance

2023	+11.27%
2022	-14.80%
2021	-19.25%
2020	+25.28%
2019	+45.59%

Master data		Conditions		Other figures	
Fund type	Single fund	Issue surcharge	5.00%	Minimum investment	USD 1,000.00
Category	Equity	Planned administr. fee	0.00%	Savings plan	-
Sub category	Sector Precious Metals	Deposit fees	0.30%	UCITS / OGAW	Yes
Fund domicile	Luxembourg	Redemption charge	0.00%	Performance fee	0.00%
Tranch volume	(10/18/2024) USD 3.11 mill.	Ongoing charges	-	Redeployment fee	0.00%
Total volume	(10/18/2024) USD 655.94 mill.	Dividends		Investment company	
Launch date	6/29/2016	28.12.2023	1.20 GBP	Schroder IM (EU) 5, rue Höhenhof, 1736, Senningerberg Luxembourg https://www.schroders.com	
KESr report funds	Yes	15.12.2022	1.09 GBP		
Business year start	01.01.	16.12.2021	1.44 GBP		
Sustainability type	-	17.12.2020	0.66 GBP		
Fund manager	James Luke	19.12.2019	0.62 GBP		

Performance	1M	6M	YTD	1Y	2Y	3Y	5Y	Since start
Performance	+5.13%	+28.13%	+40.97%	+54.96%	+97.08%	+31.50%	+48.03%	+76.40%
Performance p.a.	-	-	-	+54.77%	+40.32%	+9.55%	+8.15%	+7.44%
Sharpe ratio	3.61	2.08	1.73	1.75	1.18	0.20	0.13	0.13
Volatility	22.30%	29.20%	29.33%	29.56%	31.41%	32.05%	36.86%	32.94%
Worst month	-	-4.45%	-9.65%	-9.65%	-15.41%	-16.69%	-22.51%	-22.51%
Best month	-	11.04%	23.30%	23.30%	23.30%	23.30%	41.53%	41.53%
Maximum loss	-8.18%	-11.34%	-17.44%	-20.67%	-29.06%	-48.35%	-57.77%	-

Distribution permission

Austria, Germany, Switzerland, Luxembourg, Czech Republic

¹ Important note on update status: The displayed date refers exclusively to the calculation of the NAV.² The Mountain-View Data Fund Rating calculates a comparative ranking for funds using yield, volatility and trend data. For more information visit [MVD Funds Rating](#)³ Displays the Ethical-Dynamical Ratio calculated according to standard criteria. The maximum value is 100. For more information visit [EDA](#)

Schroder ISF GI.Gold A Dis GBP H / LU1223083327 / A2AJQQ / Schroder IM (EU)

Investment strategy

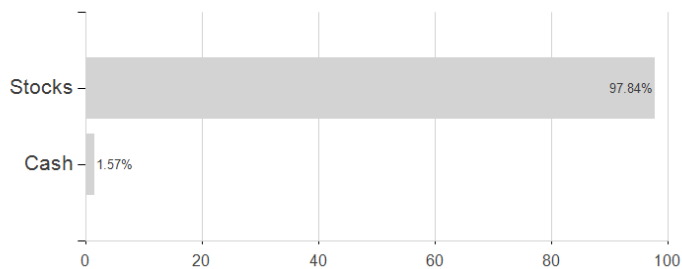
The fund is actively managed and invests at least two-thirds of its assets in equities of companies worldwide involved in the gold industry. The fund will also invest in gold and other precious metals through eligible assets (as described under the definition of "Alternative Asset Classes" in the Prospectus, excluding alternative investment funds) and gold and other precious metals transferable securities. The fund may hold up to 40% of its assets in cash and money market investments. The fund will not be exposed to any physical commodities directly, nor enter into any contracts relating to physical commodities. The fund may also invest up to one-third of its assets directly or indirectly in other securities (including other asset classes), countries, regions, industries or currencies, investment funds and warrants (subject to the restrictions provided in the prospectus). The fund may use derivatives with the aim of reducing risk or managing the fund more efficiently.

Investment goal

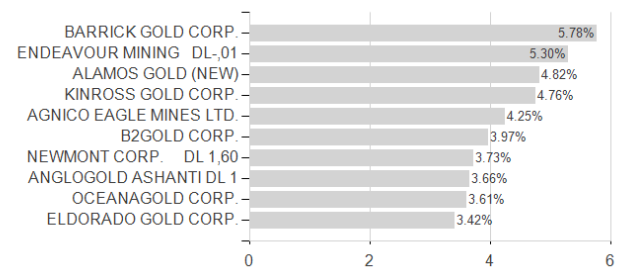
The fund aims to provide capital growth in excess of the FTSE Gold Mines UCITS capped index after fees have been deducted over a three to five year period by investing in equities of companies in the gold industry.

Assessment Structure

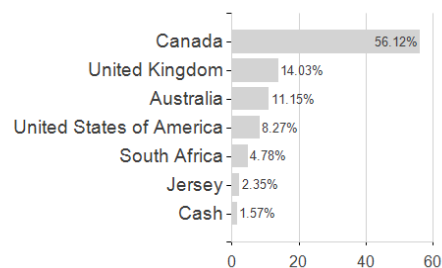
Assets



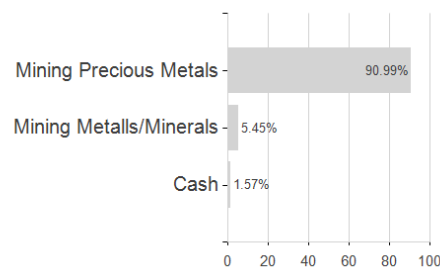
Largest positions



Countries



Branches



Currencies

