

T.Rowe P.F.S.Multi-Asset Gl.In.F.Ax(USD) / LU2100268510 / A2PZ20 / T.Rowe Price M. (LU)

Last 10/01/2024 ¹	Region	Branch	Type of yield	Type
10.01 USD	Worldwide	Mixed fund/flexible	paying dividend	Mixed Fund



Risk key figures

SRI	1	2	3	4	5	6	7
Mountain-View Funds Rating ²	EDA ³						66

Yearly Performance

2023	+10.15%
2022	-14.09%
2021	+6.09%

Master data		Conditions		Other figures	
Fund type	Single fund	Issue surcharge	5.00%	Minimum investment	USD 1,000.00
Category	Mixed Fund	Planned administr. fee	0.00%	Savings plan	-
Sub category	Mixed fund/flexible	Deposit fees	0.02%	UCITS / OGAW	Yes
Fund domicile	Luxembourg	Redemption charge	0.00%	Performance fee	0.00%
Tranch volume	(10/01/2024) USD 0.005 mill.	Ongoing charges	-	Redeployment fee	0.00%
Total volume	(10/01/2024) USD 59.54 mill.	Dividends		Investment company	
Launch date	7/17/2020	20.09.2024	0.04 USD	T.Rowe Price M. (LU)	
KESt report funds	Yes	20.08.2024	0.04 USD	100 East Pratt Street, MD 21202, Baltimore	
Business year start	01.01.	19.07.2024	0.04 USD	United States of America	
Sustainability type	-	21.06.2024	0.04 USD	https://www.troweprice.com	
Fund manager	Richard Coghlan	22.05.2024	0.04 USD		

Performance	1M	6M	YTD	1Y	2Y	3Y	5Y	Since start
Performance	+0.51%	+5.66%	+9.34%	+18.31%	+24.48%	+6.12%	-	+19.56%
Performance p.a.	-	-	-	+18.31%	+11.59%	+2.00%	-	+4.33%
Sharpe ratio	0.57	1.12	1.37	2.18	1.23	-0.19	-	0.15
Volatility	5.85%	7.47%	6.83%	6.90%	6.73%	7.08%	0.00%	6.53%
Worst month	-	-1.64%	-1.64%	-1.92%	-1.92%	-4.48%	-4.48%	-4.48%
Best month	-	1.74%	3.79%	5.59%	5.59%	5.59%	5.93%	5.93%
Maximum loss	-2.00%	-4.11%	-4.11%	-4.11%	-5.45%	-18.25%	0.00%	-

Distribution permission

Austria, Germany, Switzerland, Luxembourg

1 Important note on update status: The displayed date refers exclusively to the calculation of the NAV.

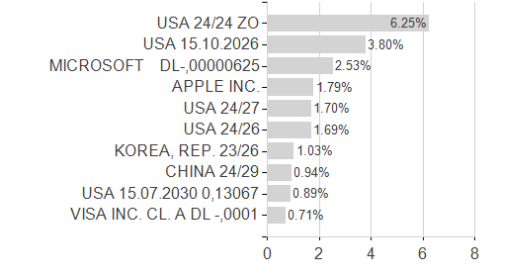
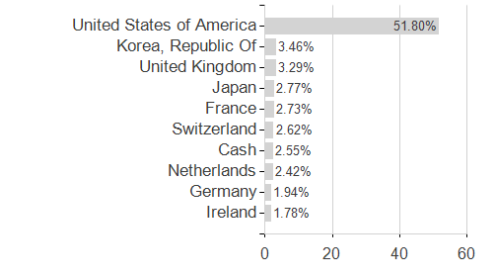
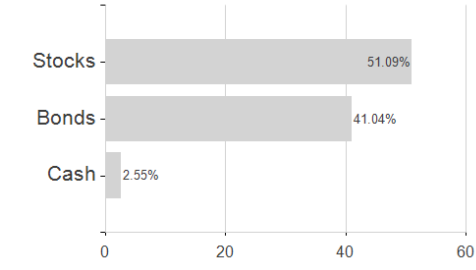
2 The Mountain-View Data Fund Rating calculates a comparative ranking for funds using yield, volatility and trend data. For more information visit [MVD Funds Rating](#)

3 Displays the Ethical-Dynamical Ratio calculated according to standard criteria. The maximum value is 100. For more information visit [EDA](#)

T.Rowe P.F.S.Multi-Asset Gl.In.F.Ax(USD) / LU2100268510 / A2PZ20 / T.Rowe Price M. (LU)

Assessment Structure

Assets Countries Largest positions



Issuer

Duration

Currencies

