

All Stars 10x10 R / DE000A3C91Q5 / A3C91Q / Universal-Investment

Last 10/01/2024 ¹	Region	Branch	Type of yield	Type
118.36 EUR	Worldwide	Mixed Sectors	paying dividend	Equity Fund



Risk key figures

SRI	1	2	3	4	5	6	7	
Mountain-View Funds Rating ²							EDA ³	74

Yearly Performance

2023	+18.29%
------	---------

Master data		Conditions		Other figures	
Fund type	Single fund	Issue surcharge	5.00%	Minimum investment	UNT 0
Category	Equity	Planned administr. fee	0.00%	Savings plan	Yes
Sub category	Mixed Sectors	Deposit fees	0.06%	UCITS / OGAW	Yes
Fund domicile	Germany	Redemption charge	0.00%	Performance fee	10.00%
Tranch volume	(10/01/2024) EUR 11.93 mill.	Ongoing charges	-	Redeployment fee	0.00%
Total volume	(10/01/2024) EUR 86.99 mill.	Dividends		Investment company	
Launch date	5/9/2022	21.12.2023	1.64 EUR	Universal-Investment	
KESt report funds	Yes	Theodor-Heuss-Allee 70, 60486, Frankfurt am Main			
Business year start	01.12.	Germany			
Sustainability type	-	https://www.universal-investment.com			
Fund manager	-				

Performance	1M	6M	YTD	1Y	2Y	3Y	5Y	Since start
Performance	-0.85%	+2.43%	+11.42%	+15.55%	+29.71%	-	-	+20.19%
Performance p.a.	-	-	-	+15.55%	+13.93%	-	-	+7.96%
Sharpe ratio	-1.12	0.15	1.14	1.20	0.91	-	-	0.35
Volatility	11.94%	11.29%	10.73%	10.27%	11.73%	0.00%	0.00%	13.23%
Worst month	-	-2.06%	-2.06%	-2.20%	-6.04%	-9.28%	0.00%	-9.28%
Best month	-	2.84%	4.27%	4.27%	6.14%	8.46%	0.00%	8.46%
Maximum loss	-4.02%	-7.85%	-7.85%	-7.85%	-7.85%	0.00%	0.00%	-

Distribution permission

Austria, Germany, Czech Republic

1 Important note on update status: The displayed date refers exclusively to the calculation of the NAV.

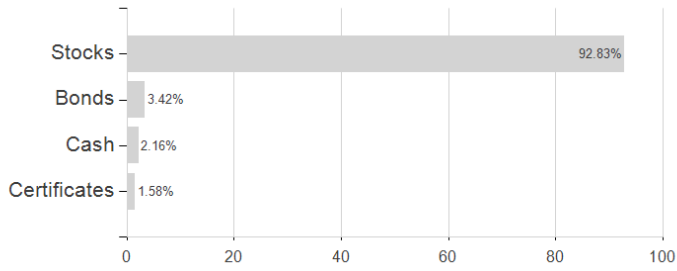
2 The Mountain-View Data Fund Rating calculates a comparative ranking for funds using yield, volatility and trend data. For more information visit [MVD Funds Rating](#)

3 Displays the Ethical-Dynamical Ratio calculated according to standard criteria. The maximum value is 100. For more information visit [EDA](#)

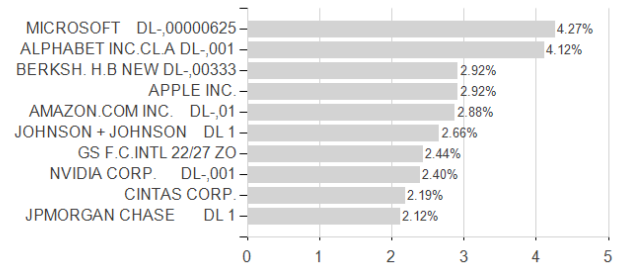
All Stars 10x10 R / DE000A3C91Q5 / A3C91Q / Universal-Investment

Assessment Structure

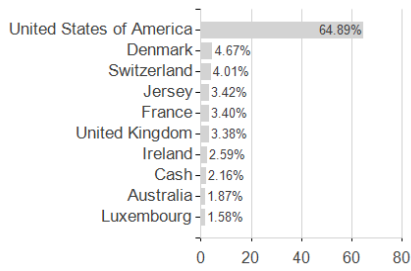
Assets



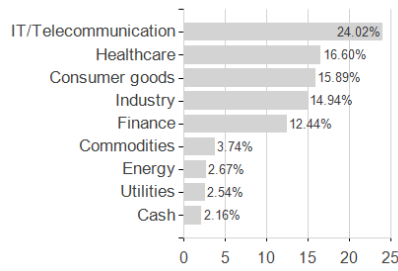
Largest positions



Countries



Branches



Currencies

