

Galilei Global Bond Opportunities UI P / DE000A3DD937 / A3DD93 / Universal-Investment

Last 07/22/2024 ¹	Region	Branch	Type of yield	Type
99.53 EUR	Worldwide	Bonds: Mixed	paying dividend	Fixed-Income Fund



Risk key figures

SRI: 1 2 3 4 5 6 7

Mountain-View Funds Rating²: EDA³

76

Yearly Performance

2023: +6.90%

Master data		Conditions		Other figures	
Fund type	Single fund	Issue surcharge	3.00%	Minimum investment	UNT 0
Category	Bonds	Planned administr. fee	0.00%	Savings plan	Yes
Sub category	Bonds: Mixed	Deposit fees	0.10%	UCITS / OGAW	Yes
Fund domicile	Germany	Redemption charge	0.00%	Performance fee	10.00%
Tranch volume	(07/22/2024) EUR 55.37 mill.	Ongoing charges	-	Redeployment fee	0.00%
Total volume	(07/22/2024) EUR 58.84 mill.	Dividends		Investment company	
Launch date	5/2/2022	15.02.2024	5.00 EUR	Universal-Investment	
KESt report funds	No	15.02.2023	3.18 EUR	Theodor-Heuss-Allee 70, 60486, Frankfurt am Main	
Business year start	01.01.			Germany	
Sustainability type	-			https://www.universal-investment.com	
Fund manager	-				

Performance	1M	6M	YTD	1Y	2Y	3Y	5Y	Since start
Performance	+0.04%	+4.18%	+4.87%	+9.64%	+12.02%	-	-	+8.13%
Performance p.a.	-	-	-	+9.67%	+5.83%	-	-	+3.57%
Sharpe ratio	-2.13	3.30	3.52	3.31	0.79	-	-	-0.04
Volatility	1.49%	1.48%	1.50%	1.81%	2.72%	0.00%	0.00%	2.87%
Worst month	-	-0.16%	-0.16%	-0.40%	-2.48%	-3.21%	0.00%	-3.21%
Best month	-	1.09%	1.76%	1.76%	3.41%	3.41%	0.00%	3.41%
Maximum loss	-0.35%	-0.35%	-0.35%	-1.15%	-5.63%	0.00%	0.00%	-

Distribution permission

Germany

¹ Important note on update status: The displayed date refers exclusively to the calculation of the NAV.

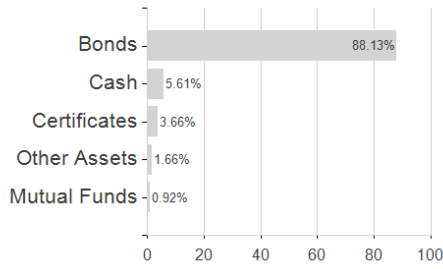
² The Mountain-View Data Fund Rating calculates a comparative ranking for funds using yield, volatility and trend data. For more information visit [MVD Funds Rating](#)

³ Displays the Ethical-Dynamical Ratio calculated according to standard criteria. The maximum value is 100. For more information visit [EDA](#)


Galilei Global Bond Opportunities UI P / DE000A3DD937 / A3DD93 / Universal-Investment

Assessment Structure

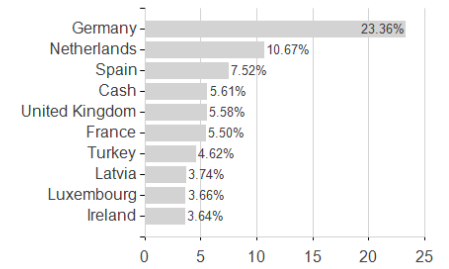
Assets



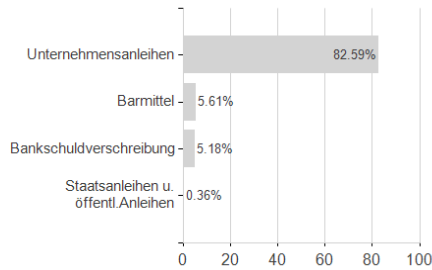
Largest positions



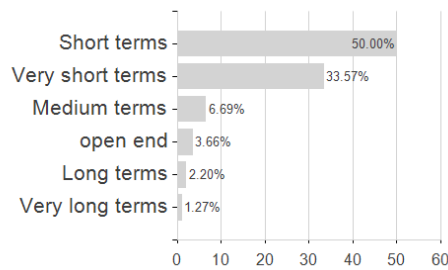
Countries



Issuer



Duration



Currencies

