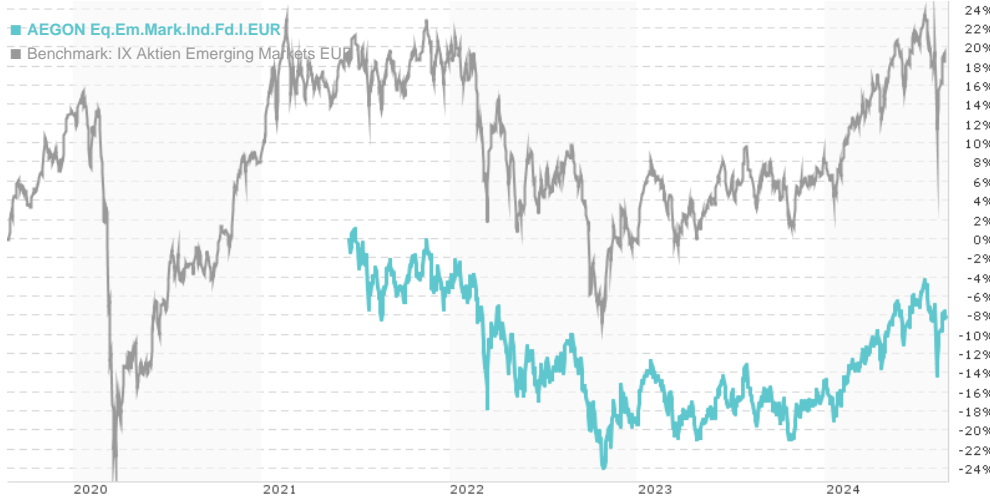


AEGON Eq.Em.Mark.Ind.Fd.I.EUR / NL0006354235 / AEE004 / Aegon AM

Last 08/22/2024 ¹	Region	Branch	Type of yield	Type
25.74 EUR	Emerging Markets	Mixed Sectors	reinvestment	Equity Fund



Risk key figures

SRI: 1 2 3 4 5 6 7

Mountain-View Funds Rating² EDA³



Yearly Performance

2023	+5.65%
2022	-15.56%

Master data		Conditions		Other figures	
Fund type	Single fund	Issue surcharge	-	Minimum investment	UNT 0
Category	Equity	Planned administr. fee	0.00%	Savings plan	-
Sub category	Mixed Sectors	Deposit fees	0.00%	UCITS / OGAW	Yes
Fund domicile	Netherlands	Redemption charge	-	Performance fee	0.00%
Tranch volume	-	Ongoing charges	-	Redeployment fee	0.00%
Total volume	(08/22/2024) EUR 50.16 mill.	Dividends		Investment company	
Launch date	8/1/1993			Aegon AM	
KESt report funds	No			Aegonplein 6, 2591 TV, Den Haag	
Business year start	01.01.			Netherlands	
Sustainability type	-			www.aegonam.com	
Fund manager	-				

Performance	1M	6M	YTD	1Y	2Y	3Y	5Y	Since start
Performance	-0.64%	+5.02%	+7.82%	+12.83%	+3.00%	-0.52%	-	-8.13%
Performance p.a.	-	-	-	+12.80%	+1.49%	-0.17%	-	-2.63%
Sharpe ratio	-0.47	0.47	0.65	0.71	-0.15	-0.24	-	-0.40
Volatility	23.22%	14.34%	13.80%	13.13%	14.14%	15.21%	0.00%	15.26%
Worst month	-	-1.15%	-3.03%	-4.84%	-9.44%	-9.44%	0.00%	-9.44%
Best month	-	5.07%	5.07%	5.07%	10.21%	10.21%	0.00%	10.21%
Maximum loss	-8.02%	-10.53%	-10.53%	-10.53%	-15.56%	-23.97%	0.00%	-

¹ Important note on update status: The displayed date refers exclusively to the calculation of the NAV.

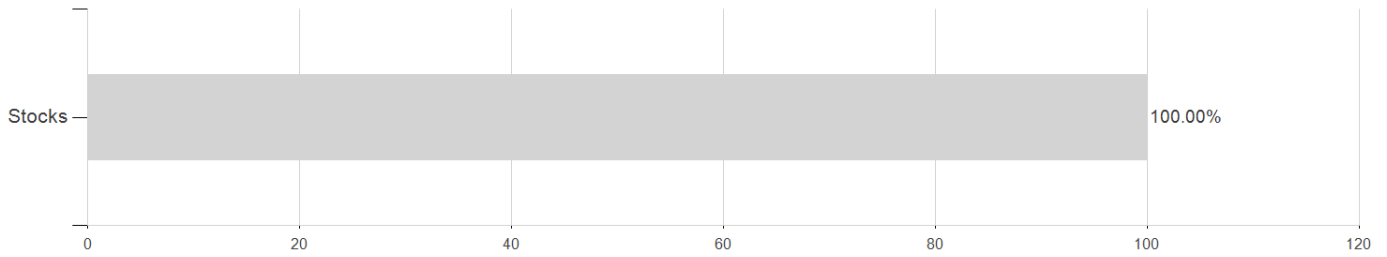
² The Mountain-View Data Fund Rating calculates a comparative ranking for funds using yield, volatility and trend data. For more information visit [MVD Funds Rating](#)

³ Displays the Ethical-Dynamical Ratio calculated according to standard criteria. The maximum value is 100. For more information visit [EDA](#)

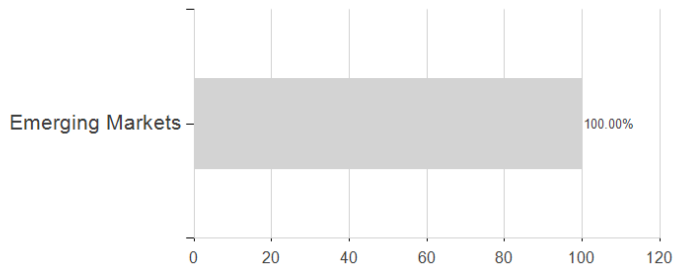
AEGON Eq.Em.Mark.Ind.Fd.I.EUR / NL0006354235 / AEE004 / Aegon AM

Assessment Structure

Assets



Countries



Branches

