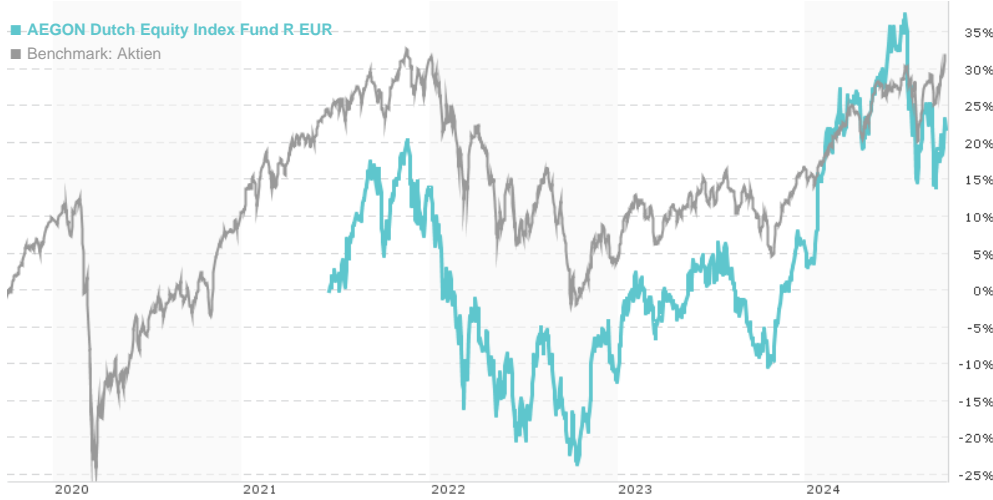


AEGON Dutch Equity Index Fund R EUR / NL0006354151 / ADE001 / Aegon AM

| | | | | |
|------------------------------|-------------|---------------|---------------|-------------|
| Last 09/30/2024 ¹ | Country | Branch | Type of yield | Type |
| 32.98 EUR | Netherlands | Mixed Sectors | reinvestment | Equity Fund |



Risk key figures

SRI: 1 2 3 4 5 6 7

Mountain-View Funds Rating²: EDA³

▲ ▲ ▲ ▲ ▲ ▲

Yearly Performance

| | |
|------|---------|
| 2023 | +21.51% |
| 2022 | -22.88% |

| Master data | | Conditions | | Other figures | |
|---------------------|-------------------------------|---------------------------------|-------|--------------------|-------|
| Fund type | Single fund | Issue surcharge | - | Minimum investment | UNT 0 |
| Category | Equity | Planned administr. fee | 0.00% | Savings plan | - |
| Sub category | Mixed Sectors | Deposit fees | 0.00% | UCITS / OGAW | Yes |
| Fund domicile | Netherlands | Redemption charge | - | Performance fee | 0.00% |
| Tranch volume | - | Ongoing charges | - | Redeployment fee | 0.00% |
| Total volume | (09/30/2024) EUR 104.08 mill. | Dividends | | Investment company | |
| Launch date | 1/2/1997 | Aegon AM | | | |
| KESt report funds | No | Aegonplein 6, 2591 TV, Den Haag | | | |
| Business year start | 01.01. | Netherlands | | | |
| Sustainability type | - | www.aegonam.com | | | |
| Fund manager | - | | | | |

| Performance | 1M | 6M | YTD | 1Y | 2Y | 3Y | 5Y | Since start |
|------------------|--------|---------|---------|---------|---------|---------|-------|-------------|
| Performance | -2.27% | -2.70% | +14.58% | +32.29% | +54.54% | +13.21% | - | +22.03% |
| Performance p.a. | - | - | - | +32.40% | +24.28% | +4.22% | - | +6.24% |
| Sharpe ratio | -1.05 | -0.39 | 0.77 | 1.45 | 1.04 | 0.04 | - | 0.13 |
| Volatility | 25.83% | 22.48% | 21.65% | 20.13% | 20.11% | 23.26% | 0.00% | 22.82% |
| Worst month | - | -5.91% | -5.91% | -5.91% | -7.68% | -10.34% | 0.00% | -10.34% |
| Best month | - | 4.45% | 7.87% | 9.70% | 12.67% | 13.14% | 0.00% | 13.14% |
| Maximum loss | -8.92% | -16.99% | -16.99% | -16.99% | -16.99% | -36.62% | 0.00% | - |

Distribution permission

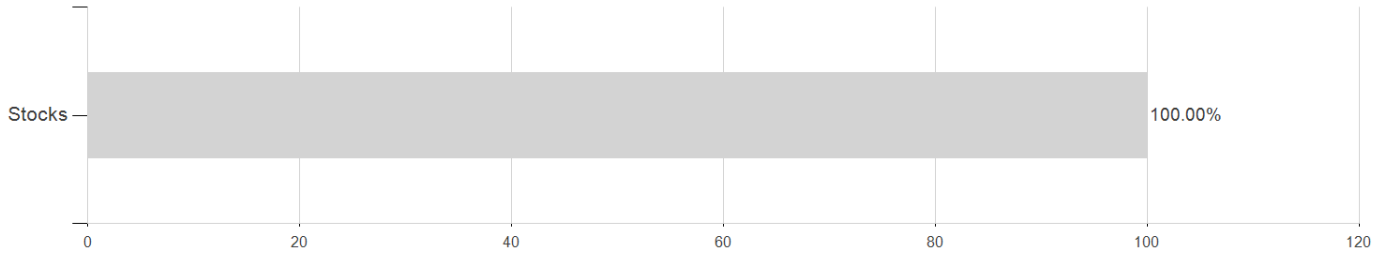
Czech Republic

1 Important note on update status: The displayed date refers exclusively to the calculation of the NAV.
 2 The Mountain-View Data Fund Rating calculates a comparative ranking for funds using yield, volatility and trend data. For more information visit [MVD Funds Rating](#)
 3 Displays the Ethical-Dynamical Ratio calculated according to standard criteria. The maximum value is 100. For more information visit [EDA](#)

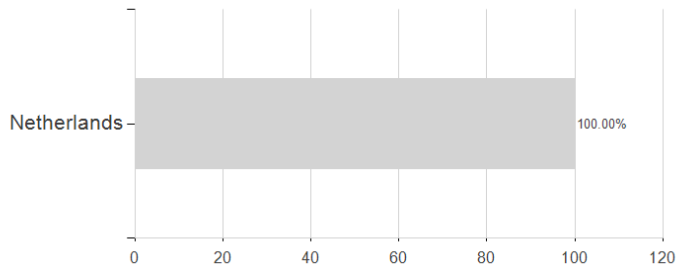
AEGON Dutch Equity Index Fund R EUR / NL0006354151 / ADE001 / Aegon AM

Assessment Structure

Assets



Countries



Branches

