

LO Fds.Conv.Bd.Asia MD CHF Sy.H / LU0866415002 / A1J96B / Lombard Odier F.(EU)

Last 08/26/2024 ¹	Region	Branch	Type of yield	Type
13.94 CHF	Asia	Convertible Bonds	paying dividend	Fixed-Income Fund



Risk key figures

SRI 1 2 3 4 5 6 7

Mountain-View Funds Rating² EDA³

▲▲▲▲▲▲

Yearly Performance

2023 +4.00%

Master data		Conditions		Other figures	
Fund type	Single fund	Issue surcharge	5.00%	Minimum investment	EUR 3,000.00
Category	Bonds	Planned administr. fee	0.00%	Savings plan	-
Sub category	Convertible Bonds	Deposit fees	0.00%	UCITS / OGAW	Yes
Fund domicile	Luxembourg	Redemption charge	0.00%	Performance fee	0.00%
Tranch volume	(08/26/2024) USD 0.094 mill.	Ongoing charges	-	Redeployment fee	0.00%
Total volume	(08/26/2024) USD 193.71 mill.	Dividends		Investment company	
Launch date	2/7/2013			Lombard Odier F.(EU)	
KESt report funds	Yes			291, route d'Arlon, L-1150, Luxembourg	
Business year start	01.10.			Luxembourg	
Sustainability type	-			https://www.lombardodier.com	
Fund manager	A. Gernath, N. Bucci				

Performance	1M	6M	YTD	1Y	2Y	3Y	5Y	Since start
Performance	+1.28%	+1.79%	+1.61%	+2.54%	+5.02%	-	-	+2.68%
Performance p.a.	-	-	-	+2.55%	+2.48%	-	-	+1.17%
Sharpe ratio	1.32	0.01	-0.15	-0.14	-0.15	-	-	-0.34
Volatility	9.61%	7.49%	7.03%	7.13%	7.01%	0.00%	0.00%	6.88%
Worst month	-	-3.11%	-3.11%	-3.39%	-4.15%	-4.15%	0.00%	-4.15%
Best month	-	2.05%	2.05%	2.91%	5.52%	5.52%	0.00%	5.52%
Maximum loss	-3.16%	-7.48%	-7.48%	-7.48%	-7.48%	0.00%	0.00%	-

Distribution permission

Austria, Germany, Switzerland

1 Important note on update status: The displayed date refers exclusively to the calculation of the NAV.

2 The Mountain-View Data Fund Rating calculates a comparative ranking for funds using yield, volatility and trend data. For more information visit [MVD Funds Rating](#)

3 Displays the Ethical-Dynamical Ratio calculated according to standard criteria. The maximum value is 100. For more information visit [EDA](#)

LO Fds.Conv.Bd.Asia MD CHF Sy.H / LU0866415002 / A1J96B / Lombard Odier F.(EU)

Investment strategy

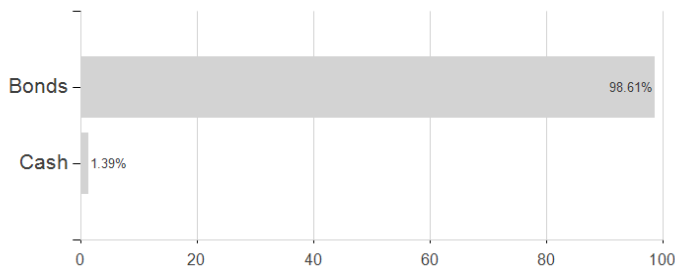
Securities targeted by the Sub-Fund can be similar to those of the index to an extent that varies overtime but their weighting is expected to materially differ. The performance of the Sub-Fund may deviate materially from that of the index. The Sub-Fund aims to generate capital growth over the long term. It mainly invests in bonds that may be converted into equities of Asian companies, denominated in various currencies, as well as synthetic convertible bonds (segregated purchase of bonds and options). The Sub-Fund focuses on the asymmetrical profile of the asset class, i.e. profiting from equity market upturns while benefiting from the downside protection of a fixed-income structure.

Investment goal

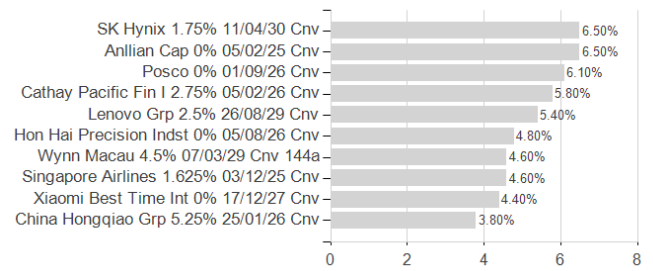
The Sub-Fund is actively managed. The FTSE Russell Convertible Asia Ex-Japan TR index is used for performance comparison as well as internal risk monitoring purposes, without implying any particular constraints to the Sub-Fund's investments.

Assessment Structure

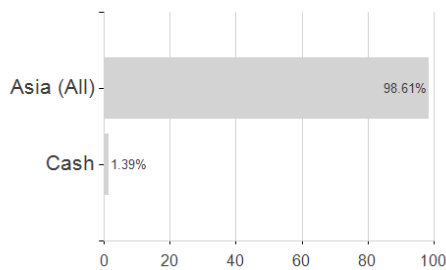
Assets



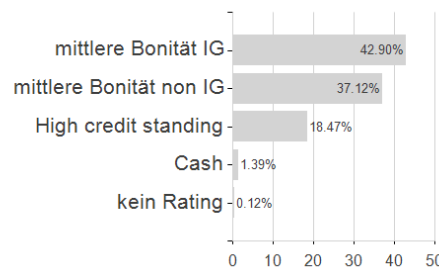
Largest positions



Countries



Rating



Currencies

