

BlueBay GI.High Yield ESG Bd.S GBP / LU2098356731 / A2P0F7 / RBC BlueBay AM

Last 10/30/2024 <sup>1</sup>	Region	Branch	Type of yield	Type
86.70 GBP	Worldwide	Bonds: Mixed	paying dividend	Fixed-Income Fund



Risk key figures

SRI	1	2	3	4	5	6	7
Mountain-View Funds Rating <sup>2</sup>	EDA <sup>3</sup>						73

Yearly Performance

2023	+12.73%
2022	-10.70%
2021	-1.01%

Master data		Conditions		Other figures	
Fund type	Single fund	Issue surcharge	5.00%	Minimum investment	EUR 10,000.00
Category	Bonds	Planned administr. fee	0.00%	Savings plan	-
Sub category	Bonds: Mixed	Deposit fees	0.00%	UCITS / OGAW	Yes
Fund domicile	Luxembourg	Redemption charge	0.00%	Performance fee	0.00%
Tranch volume	-	Ongoing charges	-	Redeployment fee	0.00%
Total volume	(10/30/2024) USD 508.31 mill.	Dividends		Investment company	
Launch date	2/18/2020	30.09.2024	1.45 GBP	RBC BlueBay AM	
KESt report funds	No	28.06.2024	1.58 GBP	4, Boulevard Royal, L-2449, Luxembourg	
Business year start	01.07.	28.03.2024	1.61 GBP	Luxembourg	
Sustainability type	Ethics/ecology	29.12.2023	1.53 GBP	https://www.bluebay.com	
Fund manager	Justin Jewell, Tim Leary	29.09.2023	1.56 GBP		

Performance	1M	6M	YTD	1Y	2Y	3Y	5Y	Since start
Performance	+0.06%	+6.29%	+6.90%	+15.72%	+22.50%	+7.24%	-	+6.38%
Performance p.a.	-	-	-	+15.68%	+10.68%	+2.36%	-	+1.32%
Sharpe ratio	-1.65	4.74	2.17	4.15	1.94	-0.14	-	-0.43
Volatility	1.43%	2.08%	2.46%	3.06%	3.95%	4.85%	0.00%	4.02%
Worst month	-	-0.85%	-0.85%	-0.85%	-1.29%	-6.23%	-6.23%	-6.23%
Best month	-	1.84%	3.42%	4.32%	4.32%	4.32%	4.32%	4.32%
Maximum loss	-0.44%	-0.81%	-1.66%	-1.66%	-4.74%	-15.79%	0.00%	-

Distribution permission

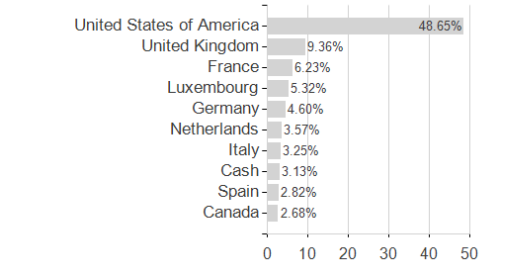
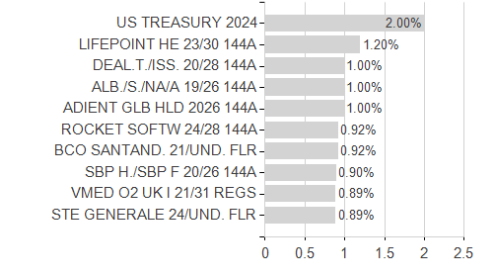
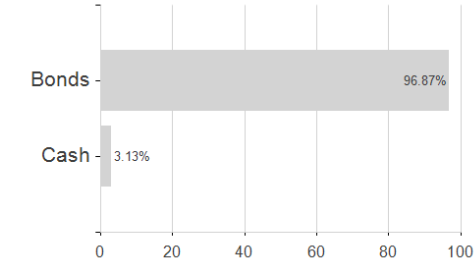
Austria, Germany, Switzerland, Luxembourg, Czech Republic

1 Important note on update status: The displayed date refers exclusively to the calculation of the NAV.  
 2 The Mountain-View Data Fund Rating calculates a comparative ranking for funds using yield, volatility and trend data. For more information visit [MVD Funds Rating](#)  
 3 Displays the Ethical-Dynamical Ratio calculated according to standard criteria. The maximum value is 100. For more information visit [EDA](#)

**BlueBay GI.High Yield ESG Bd.S GBP / LU2098356731 / A2P0F7 / RBC BlueBay AM**

Assessment Structure

Assets Largest positions Countries



Issuer Duration Currencies

