

FF - Sust.Future Connectivity Fund A / LU2268341927 / A3CX23 / FIL IM (LU)

Last 10/02/2024 <sup>1</sup>	Region	Branch	Type of yield	Type
3582.00 HUF	Worldwide	Mixed Sectors	reinvestment	Equity Fund



Risk key figures	
SRI	1 2 3 4 5 6 7
Mountain-View Funds Rating <sup>2</sup>	EDA <sup>3</sup>
▲▲▲▲▲▲	77
Yearly Performance	
2023	+16.25%
2022	-24.78%
2021	+11.84%

Master data		Conditions		Other figures	
Fund type	Single fund	Issue surcharge	5.25%	Minimum investment	USD 2,500.00
Category	Equity	Planned administr. fee	0.00%	Savings plan	-
Sub category	Mixed Sectors	Deposit fees	0.00%	UCITS / OGAW	Yes
Fund domicile	Luxembourg	Redemption charge	0.00%	Performance fee	0.00%
Tranch volume	(10/02/2024) EUR 1,697.09 mill.	Ongoing charges	-	Redeployment fee	0.00%
Total volume	(08/30/2024) EUR 232.45 mill.	Dividends		Investment company	
Launch date	11/12/2018	FIL IM (LU)			
KESr report funds	No	Kärntner Straße 9, Top 8, 1010, Wien			
Business year start	01.05.	Austria			
Sustainability type	Ethics/ecology	https://www.fidelity.at			
Fund manager	Jon Guinness				

Performance	1M	6M	YTD	1Y	2Y	3Y	5Y	Since start
Performance	+2.46%	+3.71%	+12.04%	+19.32%	+13.35%	+9.14%	-	+9.57%
Performance p.a.	-	-	-	+19.26%	+6.47%	+2.96%	-	+2.47%
Sharpe ratio	1.87	0.27	0.84	1.07	0.19	-0.02	-	-0.04
Volatility	16.66%	15.64%	15.65%	15.03%	16.61%	18.42%	0.00%	18.02%
Worst month	-	-5.02%	-5.02%	-5.02%	-9.15%	-9.19%	0.00%	-9.19%
Best month	-	9.53%	9.53%	9.53%	9.53%	11.63%	0.00%	11.63%
Maximum loss	-4.81%	-9.96%	-9.96%	-9.96%	-19.42%	-28.55%	0.00%	-

**Distribution permission**  
Austria, Germany, Switzerland, Luxembourg, Czech Republic

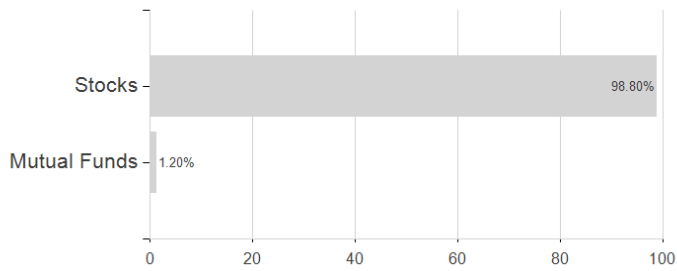
<sup>1</sup> Important note on update status: The displayed date refers exclusively to the calculation of the NAV.  
<sup>2</sup> The Mountain-View Data Fund Rating calculates a comparative ranking for funds using yield, volatility and trend data. For more information visit [MVD Funds Rating](#)

## FF - Sust.Future Connectivity Fund A / LU2268341927 / A3CX23 / FIL IM (LU)

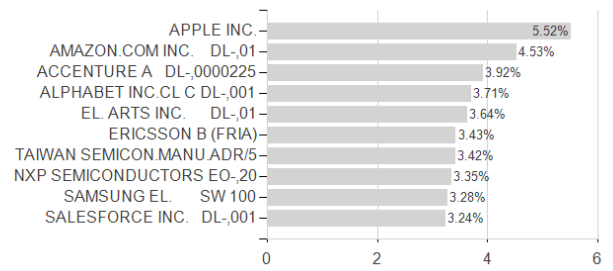
3 Displays the Ethical-Dynamical Ratio calculated according to standard criteria. The maximum value is 100. For more information visit [EDA](#)

### Assessment Structure

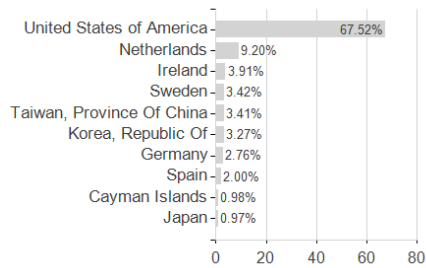
#### Assets



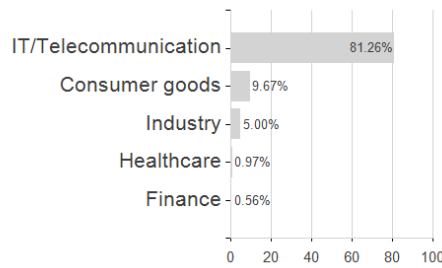
#### Largest positions



#### Countries



#### Branches



#### Currencies

