

COMGEST GR.ASIA PAC EX JAPAN EUR R ACC / IE00BZ0RSL24 / A2ACPH / Comgest Growth

Last 08/22/2024 <sup>1</sup>	Region	Branch	Type of yield	Type
17.64 EUR	Asia/Pacific ex Japan	Mixed Sectors	reinvestment	Equity Fund



Risk key figures

SRI	1	2	3	4	5	6	7
Mountain-View Funds Rating <sup>2</sup>	EDA <sup>3</sup>						
	88						

Yearly Performance

2023	-6.11%
2022	-11.98%
2021	-11.11%
2020	+14.16%
2019	+15.85%

Master data		Conditions		Other figures	
Fund type	Single fund	Issue surcharge	2.00%	Minimum investment	EUR 10.00
Category	Equity	Planned administr. fee	0.00%	Savings plan	-
Sub category	Mixed Sectors	Deposit fees	0.01%	UCITS / OGAW	Yes
Fund domicile	Ireland	Redemption charge	0.00%	Performance fee	0.00%
Tranch volume	(08/22/2024) USD 0.417 mill.	Ongoing charges	-	Redeployment fee	0.00%
Total volume	(08/22/2024) USD 61.62 mill.	Dividends		Investment company	
Launch date	2/9/2017	Comgest Growth			
KESt report funds	Yes	46 St. Stephen's Green, D02 WK60, Dublin 2			
Business year start	01.01.	Ireland			
Sustainability type	-	www.comgest.com			
Fund manager	David Raper, Bhuvnesh Singh, Adam Hakkou				

Performance	1M	6M	YTD	1Y	2Y	3Y	5Y	Since start
Performance	-2.33%	+0.80%	+0.63%	-0.34%	-12.28%	-16.60%	-8.22%	-5.36%
Performance p.a.	-	-	-	-0.34%	-6.33%	-5.87%	-1.70%	-0.73%
Sharpe ratio	-1.52	-0.14	-0.18	-0.27	-0.61	-0.53	-0.29	-0.26
Volatility	18.31%	13.73%	14.24%	14.25%	16.25%	17.65%	17.84%	16.59%
Worst month	-	-2.49%	-5.31%	-6.01%	-10.00%	-10.00%	-11.10%	-11.10%
Best month	-	4.40%	4.40%	4.40%	13.06%	13.06%	13.06%	13.06%
Maximum loss	-6.04%	-9.59%	-9.59%	-12.53%	-21.45%	-28.18%	-38.76%	-

Distribution permission

Austria, Germany, Switzerland, Czech Republic

<sup>1</sup> Important note on update status: The displayed date refers exclusively to the calculation of the NAV.

<sup>2</sup> The Mountain-View Data Fund Rating calculates a comparative ranking for funds using yield, volatility and trend data. For more information visit [MVD Funds Rating](#)

<sup>3</sup> Displays the Ethical-Dynamical Ratio calculated according to standard criteria. The maximum value is 100. For more information visit [EDA](#)

DISCLAIMER: The information on this page are for informational purposes only and should neither an offer to sell nor a solicitation for the purchase of the security or recommendation in favor of the security to be understood. baha GmbH assumes no liability despite thorough searches for the accuracy of the data.

Funds data from: www.mountain-view.com. Fact Sheet created by: www.baha.com

**COMGEST GR.ASIA PAC EX JAPAN EUR R ACC / IE00BZ0RSL24 / A2ACPH / Comgest Growth**

**Investment strategy**

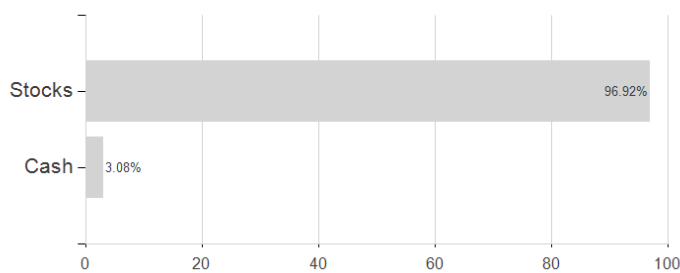
The Fund will invest at least two-thirds of its assets in securities issued by companies that have their headquarters in, or principally carry out their activities in Asia excluding Japan but including the Indian sub-continent, Australia and New Zealand. The Fund may invest in China A-Shares. The Fund may also gain indirect exposure to such companies by investment in market access products such as low exercise call warrants or participatory notes. While the Fund will primarily invest in shares and in other securities related to shares, it may, where it is deemed in the best interest of investors, invest in investment-grade debt securities issued or guaranteed by a government of Asia (excluding Japan), the U.S.A., the UK or any European Union member state. The Fund may invest in units of other UCITS or collective investment schemes, including other sub-funds of Comgest Growth plc. The Fund is actively managed. This means that the fund manager applies a detailed fundamental analysis in order to selectively pick companies in a discretionary manner. The Fund is not managed relative to a benchmark index, however, the performance of the Fund is compared to the performance of the MSCI AC Asia Pacific ex Japan (Net Return) Index for comparative and information purposes only.

**Investment goal**

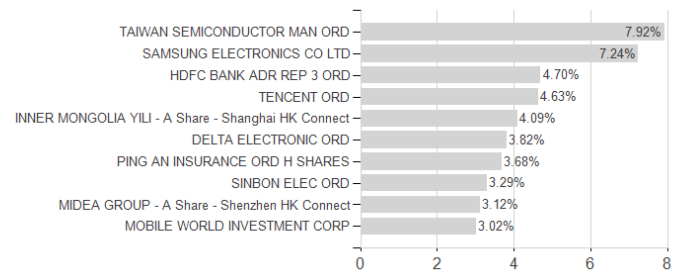
The objective of the Fund is to increase the value of the Fund (capital appreciation) over the long term through investment in high-quality, long-term growth companies. Growth companies are those companies that can sustain above-average earnings growth for an extended period of time.

**Assessment Structure**

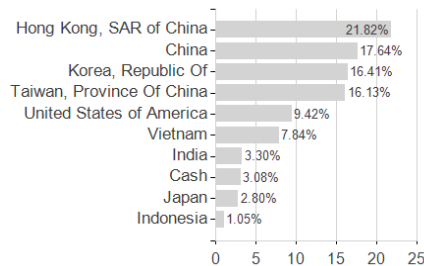
**Assets**



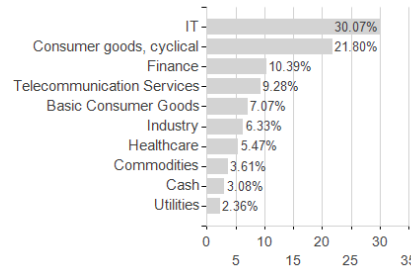
**Largest positions**



**Countries**



**Branches**



**Currencies**

